

LAMP AND QUILL

INTERNATIONAL

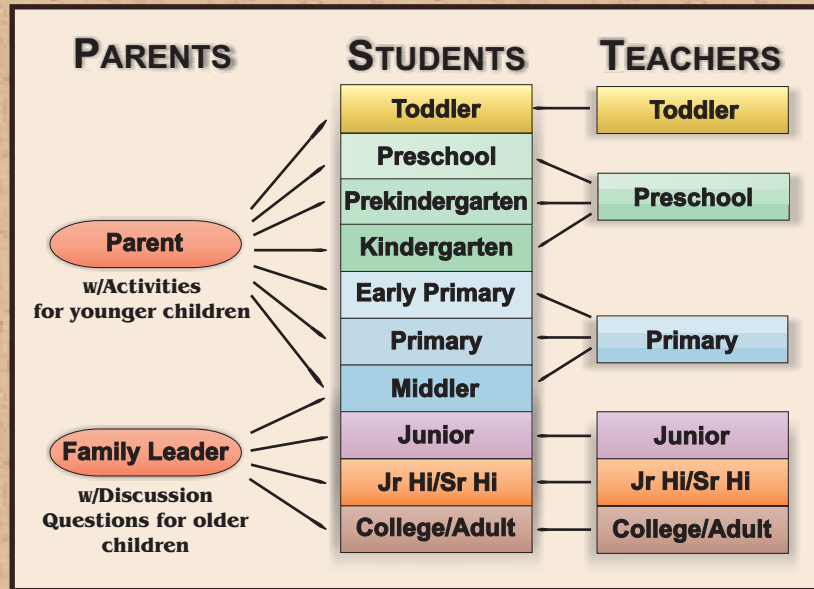
Families, Home Schools, Sunday Schools, Christian Schools, Youth, Small Groups



**Bible Curriculum: Preparing Hearts
to Weather the Storms of Life**

SAMPLINGS OF LAMP & QUILL STUDY MATERIALS

COORDINATION OF LEVELS



Six-Year
Scope on
Back
Cover

Website has
Quarterly
and Annual
Materials

All Ages Can
Study Together
All Six Years

downloadables
on website

STUDENT AND SUPPORT MATERIALS

SPIRITUAL TEACHER TRAINING 101

- Teacher Study Guides
- Teacher Training Books
- Student Devotional Studies
- Alphabet Pages
- Coloring Books
- Concentration Cards
- Crafts
- Map Book
- Song Book
- Verse Cards
- Word Cards
- Word Puzzle Pages

HELPS FOR TODDLERS, PRESCHOOLERS, PRIMARIES, JUNIORS, AND FAMILIES

- things to include and exclude
- expectations and character qualities to encourage or weed out
- how to's of teaching various ages
- how to's of presenting lessons
- creative activity ideas and more

YEAR 1: GENESIS SAMPLES

WEEKLY VERSE-EMPHASIS CRAFTS

examples on following pages

pre-printed crafts include instructions

KJV, NKJV, NASB, SOME ESV

Even our editors have found themselves pausing to think about the passages and what they mean to them.

GREETINGS!

Have you ever wanted a Bible curriculum that has more depth but is not overwhelming? Lamp & Quill Bible curriculum will help you train the hearts of students to withstand the storms of life. Students will dig deeply into God's Word chapter-by-chapter and book-by-book, all ages covering the same passages together. The curriculum is specifically **designed for flexibility**, allowing parents and teachers to decide how much time to invest.

The Parent and Teacher study guides help leaders dig into the Word of God before guiding the students. They include notes regarding historical background, cross-references, difficult interpretations, and more. They assist parents and teachers in understanding and internalizing Scripture.

The teacher study guides offer useful tips to help students **gain and maintain biblical truth**. The guides have time-tested suggestions for in-class or at-home activities, crafts, games, songs, discussion questions, and more. They are all designed to **anchor God's truth in the hearts** of students. Parent Studies include suggestions designed to guide children as they **learn about God in practical life activities throughout the day**.

Each lesson leads individuals, child or adult, to discover God and His character, His commands, and His promises from Scripture. Students observe details about biblical characters, events, and concepts. They read or listen to the Word of God and answer questions, complete word puzzles, and do other activities according to their ages and skills.

Students then incorporate biblical truths into their own lives through thoughtful application questions. How should this passage change my thoughts and actions? How will I obey the commands of God and rest in His promises? How will I show my love and obedience to the Lord?

The following pages include samples of Lamp & Quill curriculum, articles about why Lamp and Quill and how to get started, and a list of the basic truths of Scripture. We desire to exalt the Lord through individual study and application of His Word. We pray you will be encouraged to do the same.

Downloadables now available online.


Copyright © 2013 Lamp & Quill International

CONTENTS

Crafts	inside front cover, sidebars
Teacher/Student Coordination Guide	inside front cover
Spiritual Teacher Training 101 Description	inside front cover
Why Lamp and Quill Bible Curriculum?	4
Sample Lessons:	
Toddler/Preschool Student Lessons	5
Prekindergarten, Kindergarten Student Lessons	6-7
Early Primary, Primary Student Lessons	8-9
Middle, Junior, and Jr Hi/Sr Hi Student Lessons	10-11
College/Adult, Family Leader, Parent, and Teacher Lessons	12
Support Materials	lesson sidebars
How to Use Lamp and Quill Curriculum	13
Basic Truths for Children of All Ages	14
<i>The Trojan Horse in Christian Education</i>	inside back cover
<i>The Person and Character of God</i> (40 lesson study)	inside back cover
Six Year Scope, foundational passages	back cover

www.lampquill.com

downloadable lessons, ordering and helpful information



USER COMMENTS

Teachers Say: We received a different group of students in the high school department this year. They were ready to participate and get into the Scriptures. (Tami, High School Ministry Small Group Leader)

Parents Say: This has changed the whole life of our family. You can do as little or as much as you want. (Becky, mother of three)

Students Say: These lessons are fun! I enjoy studying my Bible! (Jenny, age 10)

TO ORDER OR CONTACT US

Phone: (661) 295-9786; (877) 295-9786 - (M-F 8:30-5:00 Pacific)

Fax: (661) 295-9796

Mail: Lamp and Quill International
29064 Saint Tropez Place
Castaic, CA 91384

E-mail: lampquill@lampquill.com

Online: www.lampquill.com
downloadables and more

Prices subject to change without notice

WHY LAMP AND QUILL BIBLE CURRICULUM?

When we, **Mike and Carolyn**, were looking for Sunday school curriculum, enticing entertainment was not top priority. The reality of meeting parents whose children and grandchildren had left the church without a backward glance, was and is still vivid. Little did we know that God's design for us included an overwhelming desire to pursue what neither of us could have imagined or accomplished separately. Review below a little of God's grace and mercy in and through our lives and discover what Lamp and Quill Bible Curriculum is designed to accomplish. God has done mighty things as individuals are drawn to Him and His Word, and we have the same hope for you and your family or church. We delight to see eyes light up with understanding of God's truth as families and churches study and grow together.

Carolyn grew up attending church regularly, but did not hear the gospel until she attended a summer camp at age twelve. Believing what she heard and recognizing her sinfulness, she could not ignore or refuse the free offer of forgiveness, and she immediately responded to give her life to the One who paid the price. Going home she told her parents what had happened. Soon they and some others started a church where the Bible was the authority, and they could hear the truth and interact with like-hearted believers. Carolyn saw the beneficial impact of God's Word on her younger siblings as they heard God's truth in various ways. While she respected and revered God and His Word from the age of twelve and told all her friends about what God had done for her, it was college friends who helped her discover how to apply Scripture to daily life. After college Carolyn taught school and got involved in a college campus ministry for further training and growth where she met Mike.


Mike rarely attended church while growing up, but he became a Christian at the end of his first year of college through a campus ministry. Then a military ministry continued helping him take responsibility for growing through reading, studying, memorizing, meditating on and applying Scripture, and praying. He also learned how to share his faith and help others grow.

Back in college after the military, Mike was excited to have freshmen who had grown up in the church attend his Bible study. However, he was surprised at their shallow "borrowed convictions and relationships with God." It was a challenge and a joy to guide them to discover and apply Scriptural truths. However, he saw many who grew up in the church fall to worldly ways, as almost happened to two freshmen who intended to be in his study. During Mike's followup visit with them two other students arrived, and their previous bar-hopping plans became embarrassingly obvious. God graciously allow these freshmen to stick with the study, and gradually develop sustaining convictions, which is what Mike and Carolyn wanted for their children and grandchildren.

Later, when their children were preschoolers, **Mike and Carolyn** joined the Sunday school teacher rotation. After seeing the cost of constant personnel changes on the children, Carolyn provided a calming effect by serving snacks weekly. Over time she observed other needs and began developing additional solutions, much of which Lamp and Quill now includes. Years later the blessing of teaching their children Scripture was manifest when their seven-year-old daughter was dissatisfied with "shallow" teaching in her class. Today their children love God's Word, seek to obey it, and teach its truths to their children.

What will happen to your children and grandchildren? Can you do anything to prepare them for what they will face without you? The answer is absolutely yes, but not by accident. If you have not already done so, read the "**Greetings**" article on page 2 for details of Lamp and Quill Curriculum. See further information about "**Basic Truths**" on page 14.

Considering Scripture to be accurate and authoritative, Lamp and Quill looks at and helps individuals study about God's character, promises, and commands as seen through creation, man's sin and need for salvation and growth, and the unfolding of early history. This focus occurs through book-by-book, chapter-by-chapter studies for all ages. It is full of challenges as well as comfort and help for daily life. God and His Word are as alive and well today as they were in eternity past, during the inspired writing of Scripture, in the life of the incarnate Christ who died to pay for our sin while we were yet sinners, through the Holy Spirit who indwells believers, and for eternity. The revelations of Scripture are incomparable to what the world offers as God's truth draws us to Himself, shows us how to weather the storms of life, and prepares us to spend eternity with Him because of His Son the righteous judge.



This frog looks so happy, but he will not realize that the water is warming up until it is too late to escape certain destruction. He is like those who have not regularly followed the instructions of **Psalm 1**, to be planted by the rivers of water and to delight in God's Word. Many today unsuspectingly walk in the counsel of the ungodly and will be, or already are, so caught up, entangled, and ensnared by sin that they will not be able to stand in the day of judgment.

Use Lamp and Quill Curriculum like a shoe horn to get into the Scripture. Whether you are a parent or a teacher, Lamp and Quill Curriculum can help you take your children or students systematically through whole books of the Bible to develop life study and growth skills to survive and thrive during the storms of life (**James 1:6-8**). You can begin to realize the benefits of being planted by the rivers of water that are alive and well as promised in **Psalm 1**. God and His Word are alive and well (**Hebrews 4:12**). These studies offer an opportunity for God's Word to work in your life.

Hebrews 5:11-13 says strong meat belongs to those who have exercised their senses through use to discern good and evil. Using milk like babes, describes being unskilled in the word of righteousness. If you have not graduated to chewing on God's

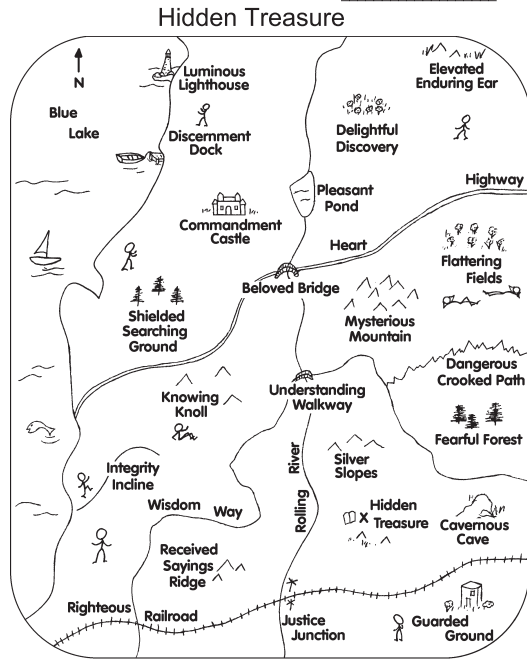


continued on page 13

TODDLER/PRESCHOOL STUDENT, PGS 1-4 (8.5x11)

Lesson 50
Proverbs 2

Name _____



If you seek her as silver,
And search for her as for hidden treasures:
Then you will discern the fear of the Lord,
And discover the knowledge of God.
Proverbs 2:4-5


Toddler Devotional Study - NASB

coloring
page w/verse

Lesson 50
Proverbs 2

Name _____

H



hidden

alphabet
page

D-44 2 Samuel 3 - 1 Kings 11: United Israel, Quarter 4

Coloring Book
has coloring pages
w/verse

Story 50: Proverbs 2

Hidden Treasure

A father writes to his son. He tells his son about receiving his sayings and treasuring his commandments. The father tells his son to listen closely to wisdom with his ear. He should lean his heart toward understanding. He should cry out for discernment and understanding.

The father said his son should seek and search for wisdom as if it were silver or hidden treasures. Then he would discern the knowledge of God.

It is because the LORD gives wisdom. From God's mouth comes knowledge and understanding. God stores up sound wisdom for the upright. He is a shield to those who walk in integrity. He guards the paths of justice. He preserves the way of His godly ones.

If he searches, then he will recognize righteousness, justice, fairness and every good direction. The father said that wisdom would enter his heart. Knowledge would be pleasant to his soul. Discretion would guard him. Understanding would watch over him. They would deliver him from the evil way and from the man who speaks perverse things. His son would be

delivered from going the way of evil men who go in crooked directions.

His son would also be delivered from the strange woman who flatters with her words. He would be delivered from the one who would leave her own companion and forget the covenant of her God. Her ways are the ways of death rather than life.

When you search for wisdom diligently, you will walk in the way of a good man and keep righteous paths. The upright will live in the land along with the blameless.

However, the wicked ones will be cut off and uprooted. This was a father's warning and instruction to his son about searching diligently for wisdom.



QUESTIONS:	What should we search for as for hidden treasures? What will God do when we are seeking for wisdom?
PRAYER:	Father, thank you for teaching us about wisdom in the Scriptures.

Toddler Devotional Study - NASB

story w/
questions

ACTIVITY PAGE

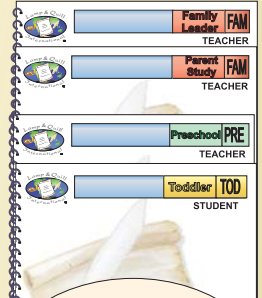
Lesson 50: Hidden Treasure

PASSAGE:	Proverbs 2
VERSE:	Proverbs 2:4-5 If you seek her as silver, And search for her as for hidden treasures; Then you will discern the fear of the Lord, And discover the knowledge of God.
SONGS:	"In the Garden" (Hymn), "Trust in the Lord," "Wonderful Words of Life"
ACTIVITIES:	Treasure Chest: Have the children make a Treasure Chest with folded brown paper so they can collect treasure verses at events during the week. Use and explain Proverbs 15:16 as their first "treasure." SAY: Today we are going to look at Proverbs to see what it says about finding wisdom. Exercises: Do exercises so the children will be fit for the treasure hunt. SAY: When we turn our lives over to Jesus Christ, our bodies are His possession, and we should take care of them. Treasure Hunt: Have a Treasure Hunt by following a treasure map. End the hunt at the story time area. Have a Bible at the end with a "gold necklace or chain" marking the lesson passage. SAY: This is where our real treasure is, in the Bible, because it is God's Word to us. Hidden Silver: Hide "silver" or gray paper items around the room, and let the children search for them. Try to provide some actual silver items for the children to see. Read and give them Colossians 2:2-3 for their Chest. SAY: We should search for wisdom like we search for silver treasures. Listening: Record household sounds such as a toaster, a door closing, something cooking, water running, a washing machine, etc. Have children close their eyes and guess the sounds. SAY: We hear lots of things all around. God tells us to listen to wisdom. One way we hear it is when someone tells us how to do things, but we must listen carefully. If we walk away without doing what we have heard, we turn our backs on wisdom. Treasure in Earthen Vessels: Use play dough or clay to make earthen vessels. SAY: This play dough is made of "dust of the earth" and so are we. We are made of the earth (read the Genesis 2 account of man's creation) so that God's greatness can be seen in us. Give out 2 Cor. 4:7. Treasures: Let the children color the treasure verses they have collected. SAY: Review Matthew 6:19 and 20 with them. Holy Bible: Show the children how to handle a Bible properly. SAY: It is a treasure because it is God's book to us. Verse Review: Review previous verses written on 3x5 cards in the treasure chest.

D-46 2 Samuel 3 - 1 Kings 11: United Israel, Quarter 4

verse, songs,
activities


coordinated
items




Families have
Parent Studies
with activities or
discussion questions;
Classrooms have
Teacher books



Family, Toddler,
or Preschool Teacher
Training 101



pre-printed
weekly Crafts
emphasize
verses



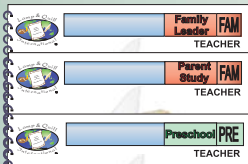
Song Book
Annual CDs
Memory Game Cards
Word Cards
Verse Cards

Classroom Teacher Studies
Toddler Teacher Study Guide
Preschool Teacher Study Guide

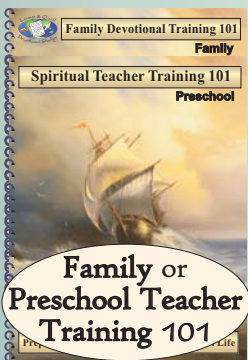
Classroom Teacher Training
Toddler Teacher Training 101
Preschool Teacher Training 101

PREKINDERGARTEN STUDENT, PGS 1-4 (8.5x11)


coordinated items




Families have Parent Studies with activities or discussion questions; Classrooms have Teacher studies



Family or Preschool Teacher Training 101



pre-printed weekly Crafts emphasize verses



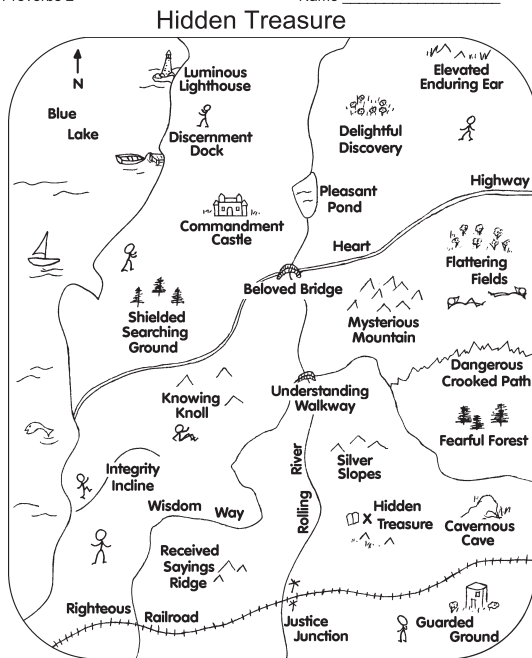
Annual CDs Song Book Memory Game Cards Verse Cards Word Cards

Select Traditional or Modern Tracing

6 Prekindergarten

Lesson 50 Proverbs 2

Name _____



If you seek her as silver, And search for her as for hidden treasures; Then you will discern the fear of the Lord, And discover the knowledge of God. Proverbs 2:4-5

coloring page w/verse

Prekindergarten Devotional Study - NAS

Story 50: Proverbs

Hidden Treasure

A father writes to his son. He tells his son about receiving his sayings and treasuring his commandments. The father tells his son to listen closely to wisdom with his ear. He should lean his heart toward understanding. He should cry out for discernment and understanding.

His son the strange words. He is one who who and forget ways are the life.


The father said his son should seek and search for wisdom as if it were silver or hidden treasures. Then he would discern the fear of the Lord. Then he would discover the knowledge of God.

When you search for wisdom diligently, you will walk in the way of a good man and keep righteous paths. The upright will live in the land along with the blameless.

It is because the Lord gives wisdom. From God's mouth comes knowledge and understanding. God stores up sound wisdom for the upright. He is a shield to those who walk in integrity. He guards the paths of justice. He preserves the way of His godly ones.

However, the wicked ones will be cut off and uprooted. This was a father's warning and instruction to his son about searching diligently for wisdom.

If he searches, then he will recognize righteousness, justice, fairness and every good direction. The father said that wisdom would enter his heart. Knowledge would be pleasant to his soul. Discretion would guard him. Understanding would watch over him. They would deliver him from the evil way and from the man who speaks perverse things. His son would be delivered from going the way of evil men who go in crooked directions.



QUESTIONS: What should we search for as if it were hidden treasure? What will God do when we are seeking for wisdom?

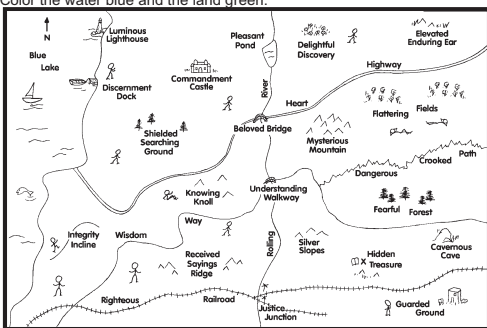
story w/ questions

D-44 2 Samuel 3 - 1 Kings 11: United Israel, Quarter 4

Lesson 50: Hidden Treasure

DAY 1 - 2 PASSAGE & ACTIVITY: Proverbs 2

1. What are some of the action words in the first five verses?
2. Who is doing the action in these verses?
3. How should we use our ears? (Pr. 2:2)
4. How should we search for wisdom? (Pr. 2:4)
5. Who is doing the action in Proverbs 2:6-7?
6. Start at Discernment Dock on Blue Lake.
7. Draw a line to show the way you would go to find the hidden treasure.
8. Circle the treasure when you get there.
9. Color the water blue and the land green.



DAY 3 BIBLE VERSE: Proverbs 2:4-5 Trace and answer.

If you seek her as silver,
And search for her as for hidden treasure
Then you will discern the fear of the LORD,
And discover the knowledge of God.

1. What does it mean to seek and search? (Pr. 2:4)
2. What is something that was once hidden from you that is now a treasure?

Prekindergarten Devotional Study - NAS

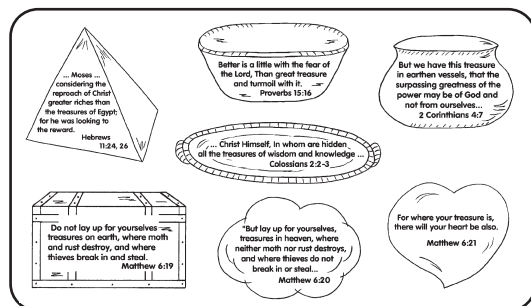
Lesson 50

5-day study

3. What do these words mean:
discern:
discover:
knowledge:

DAY 4 BIBLE ACTIVITY: Answer and doM

1. Color the shapes below with appropriate colors which tell us something about treasures from other parts of the Bible.
2. Mark the word treasure or treasures in each shape.
3. Select one or more of the verses to memorize this week. Which verse(s) did you select to memorize?



DAY 5 THINK, TALK, DO: What do you think; who can you talk with; what will you do?

1. Who does God store up sound wisdom for? (Pr. 2:7)
2. What does God guard? (Pr. 2:8)
3. What does God want to do for you? (Pr. 2:6-8)
4. What will wisdom do according to Proverbs 2:10?
5. What will knowledge be according to Proverbs 2:10?
6. What should we treasure within us? (Pr. 2:10)
7. What are some things that are treasures to you?
8. What was the last thing you lost?
9. What did you do to find it?
10. What do you think it means for us to seek for wisdom? (Pr. 2:2-4)
11. What does it take to be a wise person according to this chapter? How can you be delivered from the way of evil? (Pr. 2:10-12)

2 Samuel 3 - 1 Kings 11: United Israel, Quarter 4

LC37 © 2019

Classroom Teachers
Preschool Teacher Study Guide
Preschool Teacher Training 101

Prekindergarten has weekly coordinating alphabet pages (lower case) in the back of the book, see Toddler alphabet page for sample

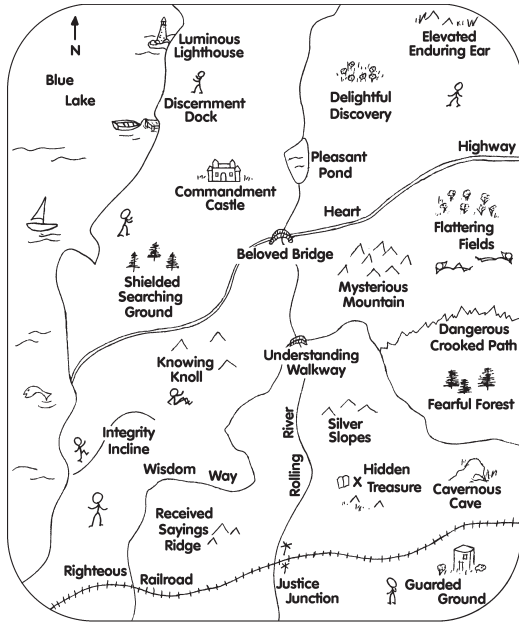
KINDERGARTEN STUDENT, PGS 1-4 (8.5x11)

coordinated items

Lesson 50
Proverbs 2

Name _____

Hidden Treasure



If you seek her as silver,
And search for her as for hidden treasures;
Then you will discern the fear of the Lord,
And discover the knowledge of God.
Proverbs 2:4-5

Prekindergarten Devotional Study - NASB

coloring page w/verse

Story 50: Proverbs

Hidden Treasure

A father writes to his son. He tells his son about receiving his sayings and treasuring his commandments. The father tells his son to listen closely to wisdom with his ear. He should lean his heart toward understanding. He should cry out for discernment and understanding.

The father said his son should seek and search for wisdom as if it were silver or hidden treasures. Then he would discern the fear of the Lord. Then he would discover the knowledge of God.

It is because the Lord gives wisdom. From God's mouth comes knowledge and understanding. God stores up sound wisdom for the upright. He is a shield to those who walk in integrity. He guards the paths of justice. He preserves the way of His godly ones.

If he searches, then he will recognize righteousness, justice, fairness and every good direction. The father said that wisdom would enter his heart. Knowledge would be pleasant to his soul. Discretion would guard him. Understanding would watch over him. They would deliver him from the evil way and from the man who speaks perverse things. His son would be delivered from going the way of evil men who go in crooked directions.

His the strange words. He one who and forget ways are life.

When you search for wisdom diligently, you will walk in the way of a good man and keep righteous paths. The upright will live in the land along with the blameless.

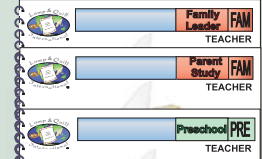

However, the wicked ones will be cut off and uprooted. This was a father's warning and instruction to his son about searching diligently for wisdom.



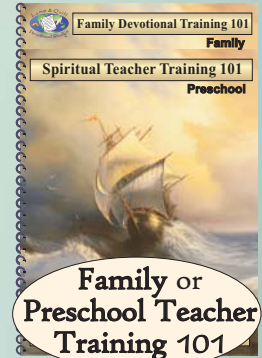
QUESTIONS: What should we search for as if it were hidden treasure? What will God do when we are seeking for wisdom?

D:44 2 Samuel 3 - 1 Kings 11: United Israel, Quarter 4

story w/ questions



Families have Parent Studies with activities or discussion questions; Classrooms have Teacher studies

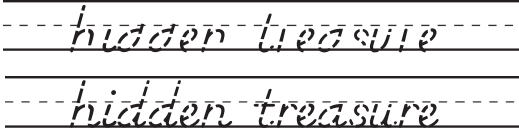


Lesson 50: Hidden Treasure

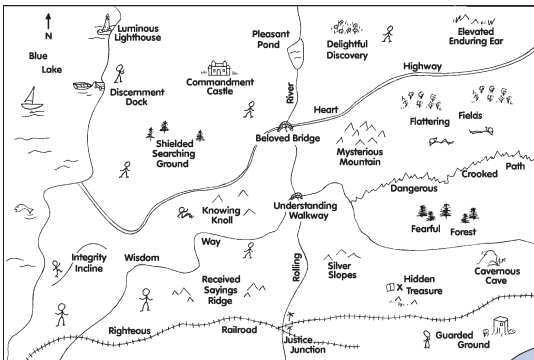
Passage for Study: Proverbs 2

Name _____

DAY 1 ACTIVITY PAGE: Do as many of the activities as you can. Proverbs 2 tells us to treasure God's commandments inside of us. Trace the words "hidden treasure."



Start at Discernment Dock on Blue Lake. Draw a line to show the way you would go to find the hidden treasure. Circle the treasure when you get there. Color the water blue and the land green. What do you think is unusual about this map?



Kindergarten Devotional Study - NASB

Lesson 50

5-day study

DAY 2 BIBLE STORY: Who can help you read the story? Ask someone to help you write a few words to answer the following questions.

1. What do you think is important, or what question do you have about the passage story?
2. How can this passage story help you grow?

DAY 3 BIBLE VERSE: Proverbs 2:4-5

"If you seek her as silver,
And search for her as for hidden treasures;
Then you will discern the fear of the LORD,
And discover the knowledge of God."



DAY 4 SENTENCE BLANKS: Please fill in the missing letters.

1. We should use our ___ars to listen to ___isdom. (Proverbs 2:2)
2. We should ___earch for wisdom as if it were silver or ___idden ___easure. (Proverbs 2:4)
3. God ___tores up sound wisdom for the ___right. (Proverbs 2:7)
4. God ___uards the paths of ___ustice. (Proverbs 2:8)
5. Wisdom will enter your ___eart, and knowledge will be ___leasant to your ___oul. (Proverbs 2:10)

DAY 5 THINK, TALK, DO: What do you think; who can you talk with; what will you do?


1. What should we treasure within us? (Proverbs 2:10)
2. What are some things that are treasures to you?
3. What was the last thing you lost?
4. What did you do to find it?
5. What do you think it means for us to seek for wisdom? (Proverbs 2:2-4)
6. What does it take to be a wise person according to this chapter?
7. What does God want to do for you? (Proverbs 2:6-8)
How can you be delivered from the way of evil? (Proverbs 2:10-12)

2 Samuel 3 - 1 Kings 11: United Israel, Quarter 4

12/7 © 2010



pre-printed weekly Crafts emphasize verses



Annual CDs
Song Book
Memory Game Cards
Verse Cards
Word Cards

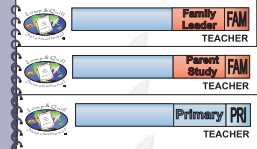
Select Traditional or Modern Tracing

Kindergarten 7


Classroom Teachers
Preschool Teacher Study Guide
Preschool Teacher Training 101

Kindergarten has weekly coordinating alphabet pages (upper and lower case) in the back of the book, see Toddler alphabet page for sample


coordinated items




Families have Parent Studies with activities or discussion questions; Classrooms have Teacher studies



Family or Primary Teacher Training 101



pre-printed weekly Crafts emphasize verses



Annual CDs Song Book Memory Game Cards Verse Cards Word Cards

Select Traditional or Modern Tracing

Lesson 50 Proverbs 2

Name _____

Hidden Treasure

If you seek her as silver, And search for her as for hidden treasures; Then you will discern the fear of the Lord, And discover the knowledge of God. Proverbs 2:4-5

Prekindergarten Devotional Study - NASB

coloring page w/verse

Story 50: Proverbs

Hidden Treasure

A father writes to his son. He tells his son about receiving his sayings and treasuring his commandments. The father tells his son to listen closely to wisdom with his ear. He should lean his heart toward understanding. He should cry out for discernment and understanding.

His the strange words. He one who and forget ways are life.

When you search for wisdom diligently, you will walk in the way of a good man and keep righteous paths. The upright will live in the land along with the blameless.

However, the wicked ones will be cut off and uprooted. This was a father's warning and instruction to his son about searching diligently for wisdom.

It is because the LORD gives wisdom. From God's mouth comes knowledge and understanding. God stores up sound wisdom for the upright. He is a shield to those who walk in integrity. He guards the paths of justice. He preserves the way of His godly ones.

If he searches, then he will recognize righteousness, justice, fairness and every good direction. The father said that wisdom would enter his heart. Knowledge would be pleasant to his soul. Discretion would guard him. Understanding would watch over him. They would deliver him from the evil way and from the man who speaks perverse things. His son would be delivered from going the way of evil men who go in crooked directions.

QUESTIONS: What should we search for as if it were hidden treasure? What will God do when we are seeking for wisdom?

D-44 2 Samuel 3 - 1 Kings 11: United Israel, Quarter 4

story w/questions

Lesson 50: Hidden Treasure

Passage for Study: Proverbs 2 Name _____

DAY 1-2 ACTIVITY PAGE: Do as many of the activities as you can. Proverbs 2 tells us to treasure God's commandments inside of us. Trace the words "hidden treasure."

hidden treasure

hidden treasure

Start at Discernment Dock on Blue Lake. Draw a line to show the way you would go to find the hidden treasure. Circle the treasure when you get there. Color the water blue and the land green. What do you think is unusual about this map?

Kindergarten Devotional Study - NASB Lesson 50

5-day study

DAY 3 BIBLE VERSE: Use the reference to find missing words.

Proverbs 2:4-5
"If you _____ her as silver,
And search for her as for _____ treasures;
Then you will _____ the fear of the Lord,
And _____ the knowledge of God."

DAY 4 SENTENCE BLANKS: Please fill in the missing letters.

- We should use our e _____ to listen to w _____ . (Proverbs 2:2)
- We should s _____ for wisdom as if it were silver or h _____ t _____ . (Proverbs 2:4)
- God s _____ up sound wisdom for the u _____ . (Proverbs 2:7)
- God g _____ the paths of j _____ . (Proverbs 2:8)
- Wisdom will enter your h _____ , and knowledge will be p _____ to your s _____ . (Proverbs 2:10)

DAY 5 THINK, TALK, DO: What do you think; who can you talk with; what will you do?

- What should we treasure within us? (Proverbs 2:10)
- What are some things that are treasures to you?
- What was the last thing you lost?
- What did you do to find it?
- What do you think it means for us to seek for wisdom? (Proverbs 2:2-4)
- What does it take to be a wise person according to this chapter?
- What does God want to do for you? (Proverbs 2:6-8)
- How can you be delivered from the way of evil? (Proverbs 2:10-12)

Classroom Teachers Primary Teacher Study Guide Primary Teacher Training 101

PRIMARY STUDENT, PGS 1-4 (8.5x11)

coordinated items

Lesson 50
Proverbs 2

Name _____

Hidden Treasure

Use the numbers on the coins and the numbers on the gold bar to fill in the blanks of the verse.

10 come knowledge
4 Then you will discern
11 and understanding
8 For the Lord gives wisdom
5 the fear of the Lord
3 hidden treasures
1 if you seek her as silver
6 And discover
9 From His mouth
12 Proverbs 2:4-6
2 And search for her as for
7 the knowledge of God

4. 1
2
3
5. 4
6
7
8
9
10
11
12

If you seek her as silver,
And search for her as for hidden treasures;
Then you will discern the fear of the Lord,
And discover the knowledge of God.
Proverbs 2:4-6


Primary Devotional Study - NASB

word puzzle page

Story 50: Proverbs

Hidden Treasure

- My son, _____ you will receive my sayings,
And treasure my commandments within you.
- Make your _____ attentive to wisdom,
Incline your heart to understanding;
- For if you cry for discernment,
Lift your voice for understanding;
- If you _____ her as silver,
And _____ for her as for hidden treasures;
- Then you will discern the fear of the Lord,
And discover the knowledge of God.
- For the Lord _____ wisdom;
From His mouth [come] knowledge and understanding.
- He stores up sound wisdom for the upright;
[He is] a shield to those who walk in integrity.
- Guarding the paths of justice,
And He preserves the way of His godly ones.
- _____ you will discern righteousness and justice
And equity [and] every good course.
- For wisdom will enter your _____,
And knowledge will be pleasant to your soul;
- Discretion will _____ you,
Understanding will watch over you,
- To deliver you from the way of evil,
From the man who speaks perverse things;
- From those who leave the paths of uprightness,
To walk in the ways of darkness;



QUESTIONS: What should we search for as if it were hidden treasure?
What will God do when we are seeking for wisdom?
WORD BANK: ear, gives, guard, heart, if, search, seek, then

D-44 2 Samuel 3 - 1 Kings 11: United Israel, Quarter 4

story w/ blanks

Families have Parent Studies with activities or discussion questions; Classrooms have Teacher studies

Family Devotional Training 101
Family
Spiritual Teacher Training 101
Primary
Family or Primary Teacher Training 101

Lesson 50: Hidden Treasure

DAY 1 - 2 z **PASSAGE & ACTIVITY:** Proverbs 2
Please unscramble these Bible story words. Can you find them in your Bible?
aer _____ enht _____
aerht _____ eesk _____
fi _____ aurgd _____

Proverbs 2 tells us to treasure God's commandments inside of us.
Trace the words "hidden treasure."

hidden treasure
hidden treasure

Start at Discernment Dock on Blue Lake. Draw a line to show the way you would go to find the hidden treasure. Circle the treasure when you get there. Color the water blue and the land green. What do you think is unusual about this map?

Primary Devotional Study - NASB Lesson 50

5-day study

DAY 3 BIBLE VERSE: Use the reference to find missing words.

Proverbs 2: 4-5
"If you _____ her as silver,
And search for her as for _____ treasures;
Then you will _____ the fear of the Lord,
And _____ the knowledge of God."



DAY 4 SENTENCE BLANKS: Please fill in the missing letters.

- We should use our e _____ to listen to w _____. (Proverbs 2:2)
- We should s _____ for wisdom as if it were silver or h _____ t _____. (Proverbs 2:4)
- God s _____ up sound wisdom for the u _____. (Proverbs 2:7)
- God g _____ the paths of j _____. (Proverbs 2:8)
- Wisdom will enter your h _____, and knowledge will be p _____ to your s _____. (Proverbs 2:10)

DAY 5 THINK, TALK, DO: What do you think; who can you talk with; what will you do?

- What should we treasure within us? (Proverbs 2:10)
- What are some things that are treasures to you?
- What was the last thing you lost?
- What did you do to find it?
- What do you think it means for us to seek for wisdom? (Proverbs 2:2-4)
- What does it take to be a wise person according to this chapter?
- What does God want to do for you? (Proverbs 2:6-8)
- How can you be delivered from the way of evil? (Proverbs 2:10-12)

2 Samuel 3 - 1 Kings 11: United Israel, Quarter 4

LC37 © 2009

pre-printed weekly Crafts emphasize verses

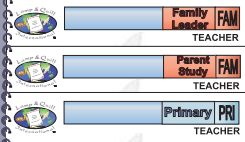
Song Book
Proverbs 2:4-5
If thou seekest her as silver,
and searchest for her as for hidden treasures;
Year 3
Joshua thru Solomon
Annual CDs
Song Book
Memory Game Cards
Verse Cards
Word Cards

Select Traditional or Modern Tracing

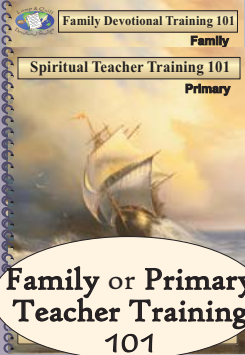
Classroom Teachers
Primary Teacher Study Guide
Primary Teacher Training 101

MIDDLER STUDENT, PGS 3-4 (see PRIMARY for PGS 1-2) (8.5x11)

middler coordinated items

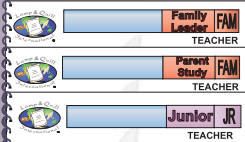


Families have Parent Studies with activities or discussion questions; Classrooms have Teacher studies

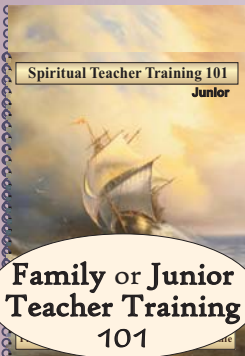


Family or Primary Teacher Training 101

junior coordinated items



Families have Parent Studies with activities or discussion questions; Classrooms have Teacher studies



Family or Junior Teacher Training 101

Lesson 50: Hidden Treasure

DAY 1 BIBLE READING: Proverbs 2
Please try to read this Bible passage. Get help when you need it.

- What are some of the action words in the first five verses? _____
- Who is doing the action in these verses? _____
- We should use our _____ to listen to _____ (Proverbs 2:2)
- We should _____ for wisdom as if it were silver or _____ (Proverbs 2:4)
- Who is doing the action in 2:6-7? _____

DAY 2 WORD SEARCH:
How many of these key words can you find hidden below?

blameless, cry, darkness, death, delight, discern, discover, ear, evil, if, forgets, guard, heart, hidden, keep, knowledge, live, man, path, preserves, receive, rejoice, remain, righteousness, search, sick, shield, silver, sinks, son, then, treasure, understanding, upright, uprooted, walk, watch, wicked, wisdom

RECEIVED ELIGHT TRE F
ARIGHTE OUSNESS ICK O
PEAR IHI FFSWISDOMER
RJRSEDD TREASUREWEG
EOEUDNAGIASONDSIPE
SIMPEERUGRLIVEICDT
ECARNVKAHCORYWALKIS
REIOUINRTHEARTVESI
VKNOWLEDGEPARHEDCN
EWATCHSDISCOVERREK
SHIELDSBLAMELESSRS
EUNDERSTANDINGMANS

DAY 3 BIBLE VERSE: Proverbs 2:4-5
If you seek her as silver,
And search for her as for hidden treasures;
Then you will discern the fear of the L ORD,
And discover the knowledge of God.

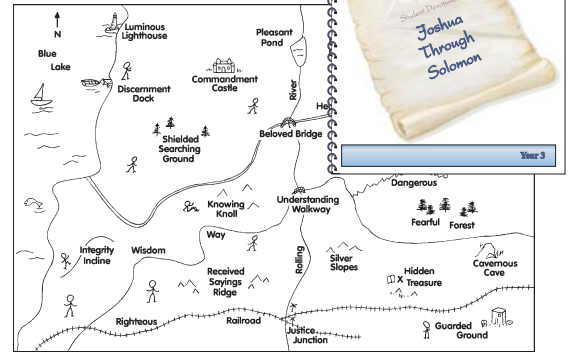
- What does it mean to seek and search? (2:4) _____
- What is something that was once hidden from you that is now a treasure to you? _____
- What do these words mean:
discern: _____
discover: _____

_____ you rewrite Proverbs 2:4-5 in your own words?
Middler Devotional Study - NASB Lesson 50 D-46 2 Samuel 3 - 1 Kings 11

Middler and Junior Annual CDs Song Book Verse Cards

Why are Junior books smaller?
Juniors are becoming more independent in their studies. While they may still need some help, they can write smaller and enjoy having Bible-size studies. Churches can hand out three-hole punched lessons weekly and provide rewards for completed lessons. Some enjoy providing the reward of a binder for completing the first few lessons. A treasure chest can contain small reward items (Pr. 2). These books are also used in camps and other small groups up through high school.

DAY 4 BIBLE ACTIVITY:
Start at Discernment Dock on _____
Draw a line to show the way you would go to _____
Circle the treasure when you get there. Color the _____



DAY 5 THINK, TALK, DO: What do you think; who can you talk with; what will you do?

- God _____ up sound wisdom for the _____ (Proverbs 2:7)
- God _____ the paths of _____ (Proverbs 2:8)
- Wisdom will enter your _____ and knowledge will be _____ to your _____ (Proverbs 2:10)
- What should we treasure within us? (2:10) _____
- What are some things that are treasures to you? _____
- What was the last thing you lost? _____
- What did you do to find it? _____
- What do you think it means for us to seek for wisdom? (2:2-4) _____
- What does it take to be a wise person? _____
- How can you be delivered from _____? _____

Primary Teachers Teacher Study Guide Teacher Training 101

5-day study

JUNIOR STUDENT, PGS 1-4 (8.5x5.5 HALF PAGE)

Devotion 50
Hidden Treasures
Name _____ Date _____

DAY 1 BIBLE READING: Proverbs 2
How many of these key words can you find hidden below?

blameless, cry, darkness, death, delight, discern, discover, ear, evil, if, forgets, guard, heart, hidden, keep, knowledge, live, man, path, preserves, receive, rejoice, remain, righteousness, search, sick, shield, silver, sinks, son, then, treasure, understanding, upright, uprooted, walk, watch, wicked, wisdom

RECEIVED ELIGHT TRE F
ARIGHTE OUSNESS ICK O
PEAR IHI FFSWISDOMER
RJRSEDD TREASUREWEG
EOEUDNAGIASONDSIPE
SIMPEERUGRLIVEICDT
ECARNVKAHCORYWALKIS
REIOUINRTHEARTVESI
VKNOWLEDGEPARHEDCN
EWATCHSDISCOVERREK
SHIELDSBLAMELESSRS
EUNDERSTANDINGMANS

- What are some of the action words in the first five verses? _____
- Who is doing the action in these verses? _____
- Who is doing the action in Proverbs 2:6-7? _____

DAY 2 BIBLE VERSE: Please fill in the missing words.
Proverbs 2:4-5
If you _____ her as _____, and _____ for her as for _____ treasures, _____ you will discern the fear of the LORD; and discover the knowledge of God.

- What does it mean to seek and search? (Pr. 2:4) _____
- What is something that was once hidden from you that is now a treasure to you? _____
- What do these words mean:
discern: _____
discover: _____
knowledge: _____
- How could you rewrite Proverbs 2:4-5 in your own words? _____

DAY 3 BIBLE SEARCHING:

- What do these words mean:
discern: _____
discernment: _____
understanding: _____


SAM Dev. 50 (cont.) Name _____

DAY 4 FOR THOUGHT:

- To whom is this proverb written? (Pr. 2:1) _____
- What is the third word of this proverb? _____
- What is the first word of verse 9? _____
- What do you think these two words are saying? _____
- What does it mean when there is a condition in order for something to be true? _____
- What is the "if" part of this proverb according to verses 1-4? _____
- What is the "then" part according to verse 5? _____
- How does this happen according to verses 6-8? _____
- What are four things that describe the "then" part of this proverb according to verse 9? _____
- What will be pleasant according to Proverbs 2:10? _____
- What is discretion, and what will it do for you? (2:11) _____

DAY 5 PONDERING PROVERBS: Answer 5-7

- What will you be delivered from according to Proverbs 2:12-13? _____
- What else will you be delivered from according to Proverbs 2:16-18? _____
- What do the words "wise and wisdom" mean? _____
- Who can be wise according to Proverbs 2? _____
- Why would you want to be wise? _____
- How can you be wise? _____
- What will happen to the upright and the blameless? Give a reference. _____
- What will happen to the wicked and the treacherous? Give a reference. _____



Junior Teachers Teacher Study Guide Teacher Training 101

5-day study

JR HI/SR HI STUDENT, PGS 1-4 (8.5x11)

coordinated
items

DAILY STUDY

Lesson 50: Hidden Treasure

Passage: Read Proverbs 2 Verse: Proverbs 24: 6

DAY 1 LET'S BEGIN:

1. List eight action words from Proverbs 24-5.
2. Which of the eight words stands out to you, and why?
3. Who is doing the action in these verses?
4. What are we to do with our ear, heart and mouth? (24-5)
5. List the action words from Proverbs 26-77
6. Who is doing the action in 26-77
7. What is the LORD doing according to verse 6?

DAY 2 VERSE ANALYSIS: Please fill in the missing words.

Proverbs 2:4-6
If you _____ her as silver, and _____ for her as for _____ treasures;
_____ you will _____ the fear of the LORD; and _____ the knowledge of
God. For the LORD _____ wisdom; From His mouth come knowledge and understanding.

1. What does it mean to seek and search?
2. What do you think is hidden, and why?
3. What does the word "discern" mean?
4. How can you discover the knowledge of God, and what do you think this means?

DAY 3 FIND THE FACTS:

1. How is God described in Proverbs 2:7-8?
2. What is an "if-then" statement?
3. Where is an "if-then" statement found in Proverbs 2:1-9?
4. What is the "then" part of this statement?
5. Upon what does that condition depend?
6. What are the subject words of Proverbs 2:10-11?

7. What will happen to wisdom and knowledge according to Proverbs 2:12-15?
8. What will discretion and understanding do according to Proverbs 2:16-19?

DAY 4 THINK IT THROUGH:

1. From what will you be delivered according to Proverbs 2:12-15?
2. From what will you be delivered according to Proverbs 2:16-19?
3. So what will happen according to Proverbs 2:20?
4. What will happen to the upright? (Pr. 2:21)
5. What will happen to the wicked? (2:22)
6. Do the truths of Proverbs 2:21-22 seem to be happening today? If not, what do you think these verses are saying?
7. How does Psalm 1 contrast with Proverbs 2:13-15?
8. Try to summarize Proverbs 2 into a sentence of about ten words.

DAY 5 PONDERING PROVERBS:

1. How have you been deceived or led astray?
2. What does it take to be a wise person according to this chapter?
3. What have you seen in this chapter that you had not seen before?
4. How are you carrying out your part? What should you do differently this week?
5. What is God waiting to do for you?
6. What do these references add? Pr. 15:16; Mt. 6: 19-21; 2 Cor. 4:7; Col. 2:2-3; Heb. 11:24, 26.
7. What can you share with someone else from this chapter?

5-day
study

Jr Hi/Sr Hi Devotional Study - NASB

Lesson 50

2 Samuel 3 - 1 Kings 11: United Israel, Quarter 4

LC07 © 2000

PASSAGE SUMMARY

Lesson 50: Hidden Treasure (Proverbs 2)

A father writes to his son. He tells his son about receiving his sayings and treasuring his commandments. The father tells his son to listen closely to wisdom with his ear. He should lean his heart toward understanding. He should cry out for discernment and understanding.

The father said his son should seek and search for wisdom as if it were silver or hidden treasures. Then he would discern the fear of the LORD. Then he would discover the knowledge of God.

It is because the LORD gives wisdom. From God's mouth comes knowledge and understanding. God stores up sound wisdom for the upright. He is a shield to those who walk in integrity. He guards the paths of justice. He preserves the way of His godly ones.

If he searches, then he will recognize righteousness, justice, fairness and every good direction. The father said that wisdom would enter his heart. Knowledge would be pleasant to his soul. Discretion would guard him. Understanding would watch over him. They would deliver him from the evil way and from the man who speaks perverse things. His son would be delivered from going the way of evil men who go in crooked directions.

His son would also be delivered from the strange woman who flatters with her words. He would be delivered from the one who would leave her own companion and forget the covenant of her God. Her ways are the ways of death rather than life.

When you search for wisdom diligently, you will walk in the way of a good man and keep righteous paths. The upright will live in the land along with the blameless.

However, the wicked ones will be cut off and uprooted. This was a father's warning and instruction to his son about searching diligently for wisdom.



QUESTIONS: What should we search for as for hidden treasure?
What will God do when we are seeking for wisdom?

Jr Hi/Sr Hi Devotional Study - NASB

passage
summary

PASSAGE THOUGHTS

Lesson 50: Hidden Treasure

The admonition here is to search out the Scriptures. It is more than just reading a few verses and giving some superficial time to God. The admonition is to listen, to cry out, to seek with our whole beings as if it were a treasure we were seeking. If we want understanding, then we will be asking questions. What does a child do when they want to know something? Then we are to store it in our hearts. It has not done anything until it reaches the heart and has an affect on us. There is no substitute for hard work. Neither does it require great intelligence. We can ask for wisdom from God, and He says He will give it (Jas. 1:5).

When wisdom is in our heart, and knowledge is pleasant to us, then we will not be easily deceived. What a precious promise. The young man is warned against two things in the proverb, the evil man and the strange woman.

This proverb is a good one to study in small bites. The first several verses are full of action words to consider in detail. A dictionary is helpful here.

This would be a good week to spend some extra time emphasizing various words and phrases each time you read a small section. Consider what stands out to you when you do this. What do you see about God in this proverb?

How do you treat God's Word? What do you search out diligently? There is space on the right of this page to write out ten points that stand out to you from this passage. Which verses would you like to memorize and review over the next couple of weeks? Try using a different color pencil to mark the part we are to do and the part God will do.

What kind of questions are you asking? How have you been led astray because of a lack of wisdom or discretion? What are the precious promises at the end of this chapter?

As you prepare for telling the children about this passage, plan to read a verse or a portion of a verse to them individually and explain words they would not understand.

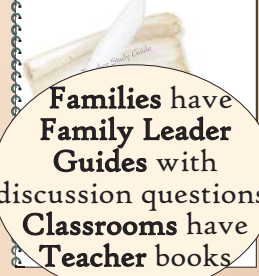

You should cover as much as they can handle at one sitting. Stop while they are still interested. You will probably want to omit most of verses 12-19 for the young children. However, do not leave out verses 10-22.

- 1.
- 2.
- 3.
- 4.
- 5.
- 6.
- 7.
- 8.
- 9.
- 10.

PRAYER: Father, help us search the Scriptures diligently and live righteously. Thank you for your Word.

D-46 2 Samuel 3 - 1 Kings 11: United Israel, Quarter 4


passage
thoughts



Families have
Family Leader
Guides with
discussion questions;
Classrooms have
Teacher books



Family
Devotional
Training 101



annual CDs
Song Book
Verse Cards

COLLEGE/ADULT STUDENT, PGS 4 & 6 (see JR/SR HI PGS 1-4 for PGS 1-3 & 5) (8.5x11)

college/adult coordinated items

Family Leader Guides and Leader Study Guides have discussion questions

Preschool, Primary and Junior Teacher Studies have 8-page lessons, providing space and guidance for lesson planning

family coordinated items

Family Leader Guides have discussion questions
Parent Study Guides have activities

Family Devotional Training 101

Family Devotional Training 101 see student levels for additional family materials

PREPARE TO SHARE: Review the passage, and use the questions to help draw the passage together in order to strengthen your relationship with God, your family and others.

FOCUS: God gives wisdom to those who search for and receive it.

A. OBSERVE:

- Who are the main and other characters?
- Where is the action taking place, and what are the characters doing?
- What words or phrases: a. occur frequently; b. should be defined for the students (include a definition)?
 -
 -
- What qualities, promises and/or commands of God do you see in this passage?

B. SUMMARIZE:

- Into what 2-4 sections would you divide this passage? Label the sections.
- What information can be added by cross references?
- Make a summary statement of ten words or less uniquely identifying the passage.

C. APPLY:

- From this passage what can you:
 - praise God for?
 - thank God for?
 - pray for yourself, your class and others?
- To apply this passage you would:
- To apply this passage a student would:
- What applications can be made as questions?
 -
 -
 -

D. SHARE:

- What important points do you want to communicate to your class, and how?
 -
 -
 -

D-66 2 Samuel 3 - 1 Kings 11: United Israel, Quarter 4

SUMMARY WORKSHEET: Write answers and prepare well.

- What lesson focus could you communicate to a friend? (Consider the applications.)
- How will you present the lesson? (Read the passage summary for ideas.)
Beginning statement:

Outline, dialogue, action, sounds, illustrations, etc.:

Ending statement:

- What questions could you ask? (Use: who, what, when, where, and how and write answers.)
 -
 -
 -
 -
 -
 -
 -

D-68 2 Samuel 3 - 1 Kings 11: United Israel, Quarter 4

the Teacher Books and Family Leader Guide have discussion questions instead of this page (see below)

College/Adult Student and Teacher Study Books are very similar. The College/Adult Teacher's books have the same lesson pages as the student book. In addition they have discussion questions.

The four pages of the Jr Hi/Sr Hi lessons are the same as four of the lesson pages in the following books:

- College/Adult Student
- College/Adult Teacher
- Family Leader Guide
- Parent Study Guide

story worksheet

FAMILY LEADER GUIDE QUESTIONS

PARENT STUDY GUIDE ACTIVITIES

SUMMARY WORKSHEET: Write answers and prepare well.

- What lesson focus will you communicate? (Consider truths about God and current applications.)
- How will you present the lesson? (Read the passage summary for ideas.)
Beginning statement:

Outline, dialogue, action, sounds, illustrations, etc.:

Ending statement:

- What questions will you ask? (Use: who, what, when, where, and how and write answers.)
 -

Potential Discussion Questions

- What action words did you find in Proverbs 2:1-5? Which stand out to you, and why?
- Who is doing the action in these verses?
- What are we to do with our ear, heart and mouth? (2:1-5)
- What are the action words in Proverbs 2:6-7, and who is doing it?
- What is the Lono doing according to Proverbs 2:6?
- What does it mean to seek and search? (Pr. 2:4)
- What do you think is hidden, and why? (Pr. 2:4)
- What does the word "discern" mean? (Pr. 2:5-6)
- How can you discover the knowledge of God, and what do you think this means? (Pr. 2:4-6)
- How is God described in Proverbs 2:7-8?
- What is an "if-then" statement, and where is an "if-then" statement in Proverbs 2:1-9?
- What is the "then" part of this statement, and upon what does that condition depend?
- What are the subject words of Proverbs 2:10-11?
- What will happen to wisdom and knowledge according to Proverbs 2:10?
- What will discretion and understanding do according to Proverbs 2:11?
- From what will you be delivered according to Proverbs 2:12-15? ... 2:16-19?
- So what will happen according to Proverbs 2:20?
- What will happen to the upright? ... the wicked? (Pr. 2:21, 22)
- How do the truths of Proverbs 2:21-22 happen now?
- How does Psalm 1 contrast with Proverbs 2:13-15?
- Try to summarize Proverbs 2 into a sentence of about ten words.
- How have you been deceived or led astray?
- What does it take to be a wise person according to Proverbs 2?
- What have you seen in this chapter that you had not seen before?
- How are you carrying out your part? What should you do differently this week?
- What is God waiting to do for you?
- What do these references add? Pr. 15:16; Mt. 6:19-21; 2 Cor. 4:7; Col. 2:2-3; He.
- What can you share with someone else from this chapter?

ACTIVITY SUGGESTIONS: Consider the needs of the children, then vary the suggestions according to your talents and interests.

BEGINNING: Statement and/or activity to begin getting the children's attention. Use a word puzzle/color page. Have the children make a Treasure Chest so they can collect treasure verses during the week. Use Proverbs 15:16 as their first "treasure." Have them read it and discuss what it is saying with them.
SAY: Today we are going to look at Proverbs to see what it says about finding wisdom.

TRANSITIONS: Use one or two during the week, keep them simple, positive and fun.
• Let's see where the next clue tells us to go.

VERSE: Locate it in the Bible. The goal is enjoyable association, participation and repetition. Have a Treasure Chest with a set of cards with portions of the verse to be assembled and read together.
SAY: Our real treasure is in the Bible because it is God's Word to us.

SONGS and HYMNS: Sing together.
"In the Garden," "Trust in the Lord," "I Have Wonderful Treasures," "Wonderful Words of Life"
Say and Do: We can sing while we are searching, or we can take a break from searching and sing. Stand and sing and then go from one place to another searching for the title of the next song to sing.

LARGE MUSCLE: Use when it is time for some guided action.
Exercises: Do exercises so the children will be fit for the treasure hunt and take care of our earthen vessel.
SAY: When we turn our lives over to Jesus Christ, our bodies become His possession.

THINK and DO: Look up, look around, look inside.

- Hidden Silver:** Have children search for silver items in the house. Include verses on gray paper to find for their Chest such as Colossians 2:2-3.
SAY: We should search for wisdom like we search for silver treasures.
- Listening:** Make a tape recording of household sounds such as a toaster, a door closing, something cooking, water running, a washing machine, etc. Have the children close their eyes and guess what the sounds are.
SAY: We hear lots of things all around us. God tells us to listen to wisdom. One of the ways we can hear it is when someone tells us how to do things, but we must listen carefully. If we just walk away without doing what we have heard, we are really turning our backs on wisdom.
- Treasure in an Earthen Vessel:** Use play dough or clay to make an earthen vessel.
SAY: This play dough is made of "dust of the earth" and so are we. We are made of the earth (read the Genesis 2 account of man's creation) so that God's greatness can be seen in us. Give out 2 Cor. 4:7.
- Treasure Chest:** Let the children color and review the treasures they have collected. Give out Matthew 6:19, and review it with them.

TODDLER ACTIVITIES: Do one or more with each child some time during the week.

- Hidden Silver, Listening, Shields and Guards: Use as above.
- Holy Bible: Show your child how to handle a Bible properly. It is a treasure because it God's book to us.

SNACK and SHARE: Parent's time to listen.

- Snack: Small round crackers, water. (Give them Matthew 6:21 and review it with them.)
- Questions: What are some special verses you remember? (Help prompt with review verses.)

STOP and CONSIDER: A time to think quietly.
Have the children think about Matthew 6:21, and give them the verse on a card as a reminder.

REVIEW: An enjoyable time of remembering or practicing.
Concentration Game: Use picture cards of items to review. Give out bookmark pages.
Give out a "gold bar" with the verse on, and review it. Also review the other

this page is also in the Jr Hi/Sr Hi Leaders Guide and College/Adult Leaders Guide

this page is also in the Toddler, Preschool, Primary, and Junior Teacher Study Guides with appropriate skill levels

continued from page 4

Word, this is an opportunity to grow into that status. God uses His Word to accomplish what He sent it to do. Allow Him to continue drawing you and your class or family to Himself and to each other. He is a loving and compassionate God (**Jn. 3:16**), but do not forget that He is also a just judge (**Ps. 73:18-19; Rev. 3:5, 20:15, 21:21**).

The word “diligently” in **Deuteronomy 6:7** implies “to whet the appetites” of the children or to entice them towards God by your life. That does not mean you are sinless or that you have arrived, but you should be regularly examining your life and confessing the sin God reveals. Is your pattern of life like a tree planted by rivers of water, regularly gaining sustenance and yielding fruit in due season (**Ps. 1**)? Are you diligently searching Scripture to discover God’s wisdom for daily life as **Proverbs 2** describes so it guides you and provides answers as needed. Consider the character of God, His promises and commands, man’s sinfulness and need of a Savior, and other threads and themes throughout the pages of Scripture with Lamp and Quill.

HOW TO USE LAMP AND QUILL CURRICULUM

STEP 1: SELECT BASIC AND SUPPORT MATERIALS

A. Select the Year: Prayerfully select the year you want to study. See the back of the catalog or review the list below.

Year 1: Genesis provides a thorough solid foundation of Scripture. (If recently covered, perhaps consider another year.)

Year 2: Exodus and Matthew give and fulfill the law. In Exodus God draws out a fearful people to Himself.

Like a lawyer, Matthew presents Jesus’ right and authority as the only One who can save us from our sins.

Year 3: Joshua through Solomon’s life moves from conquest to kingship with lots of action for boys.

Year 4: Psalms and John masterfully speak to the heart.

Year 5: The History and Prophets ends the Old and the New Testaments, including fulfilled and future promises.

Year 6: The Early Church and Paul’s Writings is a fast-paced look at the early church and Paul’s writings.

B. Select the Level and Support Materials: The Bible studies are designed for five days a week to help individuals spend time meditating on the Scripture day and night as Joshua 1:8 describes. After selecting the year, select the levels for your family.

* **Parent Study Guides** have activities for families with younger children while **Family Leader Guides** have discussion questions for families with older children. Both books include daily studies and helps for guiding children and students.

* **Teacher Study Guides**, used in classrooms, have the same daily studies, stories and passage thoughts as the Parent Study Guides and Family Leader Guides. They also have pages for planning the lesson presentation for the students including story development, suggested songs, activities, verse emphasis ideas, and more.

* **Student levels** from **Coloring Book** to **College/Adult** for each family member are highlighted according to reading skills.

* **Support materials**, such as **pre-printed Crafts, Concentration Cards, Word Cards**, and **Song Books**, helpful in classes for younger children and bound **Verse Cards** for all but the youngest are highlighted on the sidebars of the lessons.

* **CDs have PDFs** of everything for a year in all versions; you select the year. Duplex printers are preferable but not required. Make as many copies as you want for a classroom or family. Printing crafts yourself is a little more challenging as you need to gather various colors of paper. Your cost for us print the crafts has been worth the value for many families and churches.

* **Downloadable files** are on the website for student and teacher books, and more. There are apps for annotating PDFs that make it possible to color pictures and answer questions on iPads.

* **For Families:** The **Family Devotional Training 101** book has numerous helps and answers for many questions about what to expect and how to handle various situations. They cover such things as characteristics of children at various ages and a whole assortment of additional suggested activities to use with your children.

* **For Teachers:** The **Spiritual Teacher Training 101** books for individual ages from **Toddlers** through **Juniors** have helps for every part of the class time, whether one hour or four. Select what fits your schedule.

STEP 2: BEGIN TO STUDY

During the first few weeks you will begin to establish a workable Bible study pattern.

According to **James 1** God wants to give us wisdom. Pray together, and ask God for wisdom.

The ideas for a pattern of usage for you and your family or class are limitless. You might be

able to establish a regular daily pattern, or you might need to establish a pattern that is different

every day. Some families deal with regular work hours, while others have ever changing hours.

If Scripture is important to you, you will find ways of incorporating it into whatever outside

obligations you have. Some use driving time as daily Scripture listening time.

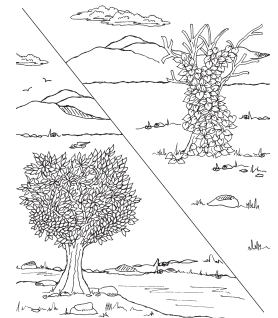
Whether you are a family, or a classroom teacher, read or listen to the passage at the beginning of the week. This will allow time for God’s Spirit to work in your hearts throughout the week. If there is leanness in your heart, your students or children will walk away with leanness. Select a specific time each day for interacting with Scripture, or use the best moments you have (ignore social and entertainment electronics during this time) for this interaction. The goal is to make it an integral part of your life. Be flexible as necessary.

Home school families have a particular opportunity to either work together or individually as desired. When each of you have Scripture on your mind, you will find times during the week to talk about it and incorporate it in daily discussions and activities as **Deuteronomy 6:1-9** describes. The following points describe some beneficial aspects of Lamp and Quill Curriculum. You will need to decide how it best fits your family’s needs and season of life.



continued on page 14

- * **Activity ideas** and **discussion questions** help incorporate passage truths into daily life. Crafts help younger children visually and tactually emphasize the verse and truths from the passage. Incorporating more senses helps children retain the truths. Jesus often taught through object lessons as the disciples went from place to place.
- * **Memorize** and **meditate** on verses together as **Joshua 1** describes. Keep a set of verses on the table or some other handy place such as in the car to review and discuss.
- * **Make application** to your own life where God challenges your heart. Allow God to comfort and challenge you through the rough spots. Share applications and pray together as you provoke each other to love and to good works as **Hebrews 10:24-25** describes.
- * **Pray** that God will continue to give you an unquenchable hunger and thirst for righteousness. Enjoy watching God grow and develop your class or family (**Mt. 5:6**).



Just a few weeks into their study one family said their daughter proclaimed that she did not have to do her lesson for the next week. They had a family meeting to discuss what to do. When they were together, the daughter explained that she had been so interested in what she was learning she had continued studying the next lesson and had completed it, too. Her appetite was beginning to develop.

Proverbs 2 gives the pattern of searching for wisdom like digging for treasure. It takes work; however, the rewards of finding the treasure are guaranteed, and the end of the chapter reveals some of the benefits. According to **James 1** God wants to give us wisdom. Pray together, and ask God for wisdom.

ESPECIALLY FOR CLASSROOM TEACHERS, HELPFUL FOR PARENTS, TOO

Do not try to change everything at once. Ask God to open your eyes to see, your ears to hear, and your heart to understand what you need to know (**Dt. 29:4; Eze. 12:2**). He is a loving and compassionate God. Allow Him to draw you to Himself through His Word and give you what you need for the tasks He has designed for you.

Consider the length of your class time or family time, and select a workable time frame for each part of the morning, day or week. Plan to get the children's attention focused on a truth from the passage when they walk in the room or early in the week. Then plan to keep their attention on the passage until they leave by the way you incorporate the passage into every part of the morning, including transitions between activities. Your appropriate preparation will take care of ninety percent of the discipline issues. Be clear and encouraging about what you expect. Plan a way to get their attention, inform the children, and tell them once so you do not train them to be disobedient.

Whether you are a new or a seasoned teacher, select the *Spiritual Teacher Training 101* books for your students from toddlers through juniors as a resource for beginning teaching or for brushing up specific weak areas.

BASIC TRUTHS FOR CHILDREN OF ALL AGES

Threads and themes

Holy Bible: The Bible is God's Word to us about Himself; His Son, Jesus; the Holy Spirit; and His plan for man. It should be handled respectfully (John 1:1-14; Matthew 1; 2 Peter 1:2-11).

God: God is in three persons: the Father, Son and Holy Spirit. God is holy, immutable, just, loving, merciful, omnipotent, omnipresent, omniscient and sovereign, for a partial list. God and His Word will stand forever (Genesis 1; John 1; Isaiah 40:8; Revelation 22).

God Created: God created all things, including each person (Genesis 1; Romans 1:18-25).

God is Righteous: God is perfect and cannot allow sin in His presence (Matthew 5:48).

Sin Separates: The first people, Adam and Eve, sinned, which separated them and everyone else from the presence and fellowship of God eternally (Genesis 3; Romans 3:23).

God Demands Payment: Sin's penalty must be paid before a person can enter God's presence (Rm. 6:23).

Jesus Paid Sin's Price: God sent His Son, Jesus Christ, to pay the price for sin for each individual by dying once as the only perfect sacrifice (John 3:16; Hebrews 9:11-14; 1 Peter 1:18-19, 3:18).

Individuals Accept Jesus' Payment: God through His Word and the work and power of the Holy Spirit, draws individuals to Himself who must, by faith and repentance, accept Jesus' free gift of salvation (John 1:12, 3:3-7; 5:24; Ephesians 1:7; 2; Acts 3:19; 17:30; 26:20; Romans 10:9-10).

Jesus is in Heaven: Jesus is in heaven today preparing a place for each person who, by faith, accepts the free gift of salvation (John 14:2-3; Romans 10:9-10; Titus 3:5-7).

Basic attitudes and behavior

Show Respect: Develop and display respect for position (Hebrews 13:17; 1 Peter 2:17); age (Leviticus 19:32); parents (Exodus 20:1-17); peers (Genesis 1:26); property and nature (Genesis 1:28-31).


Sin Trust and Obey: Develop trust and obedience to God and a hunger and thirst for righteousness (Matthew 5:6, 10, 20; 2 Timothy 3:16).

Sing Songs and Praise God: Sing about God and to God (Colossians 3:16).

Pray: Learn to talk with God in prayer (Matthew 19:14; 6:6-13).

(See "Salvation for Children" and "Conscience Development" in the *Teacher Training 101* books for more information).

REVIEWING THE PERSON AND CHARACTER OF GOD



Reviewing the Person and Character of God

is an in depth study of the attributes of God. According to Luke 24:13-32 two disciples said their hearts burned within them as they listened to Jesus open up the Scriptures. That is what this study has been for us as we have moved from one aspect of God's Person and Character to another. The term "wow" has come to mind often.

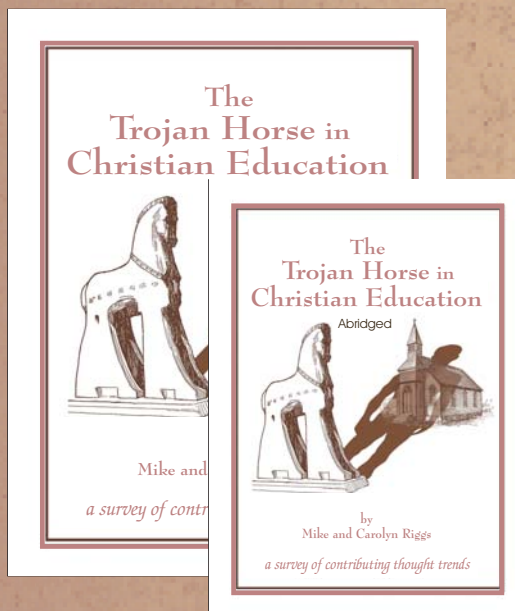
40 lessons:

- 4 - Introductory - James 1
- 13 - About God
 - 1 - God's Word
 - 6 - God's Covenants and Dealings with Man
 - 7 - Attributes of Jesus
- 13 - Jesus' Relationship with Man
 - 1 - Attributes of the Holy Spirit
 - 2 - Heaven and Our Response

downloadable: lampquill.com

Available as PDFs on CDs
for copies for counseling

THE TROJAN HORSE IN CHRISTIAN EDUCATION



The Trojan Horse in Christian Education

chronologically reviews some ways men have rejected God and His truth, and have justified themselves apart from God since the time of Adam and Eve. It shows how these positions have influenced Christian Education for more than a generation.

The Trojan Horse in Christian Education

contrasts biblical and humanistic perspectives century-by-century as related to
Scripture
God
fleshly man
and eternity
(Col. 2:8, Acts 17:18)

downloadable: lampquill.com

Complete: Senior High, w/questions and schedule
Abridged: w/o questions and indexes

All Ages Can Study the Same Passage Together

Year	Six Year Scope of Annual Book Studies
1	Genesis and Job: In the Beginning God ...
2	Exodus and Matthew: God's Law and God's Fulfillment
3	Joshua through Solomon: From Conquest to Kingship
4	Psalms and John: Revealing God's Heart
5	History and Prophets: Division, Exile, and Restoration
6	Acts, Romans, and Other Letters by Paul: The Early Church



NOTE: There are lessons about the birth of Jesus Christ each December and lessons about the death, burial, resurrection and ascension of Jesus Christ each spring.

Proverbs 2

- 1 My son, if you receive my words
and treasure up my commandments with you,
- 2 making your ear attentive to wisdom
and inclining your heart to understanding;
- 3 yes, if you call out for insight
and raise your voice for understanding,
- 4 if you seek it like silver
and search for it as for hidden treasures,
- 5 then you will understand the fear of the Lord
and find the knowledge of God.
- 6 For the Lord gives wisdom;
from his mouth come knowledge and
understanding;
- 7 he stores up sound wisdom for the upright;
he is a shield to those who walk in integrity,
- 8 guarding the paths of justice
and watching over the way of his saints.
- 9 Then you will understand righteousness
and justice and equity, every good path;
- 10 for wisdom will come into your heart,
and knowledge will be pleasant to your soul;
- 11 discretion will watch over you,
understanding will guard you,

Psalm 73:18-19

- 18 Truly you set them in slippery places;
you make them fall to ruin.
- 19 How they are destroyed in a moment,
swept away utterly by terrors!

Psalm 1

- 1 Blessed is the man
who walks not in the counsel of the wicked,
nor stands in the way of sinners,
nor sits in the seat of scoffers;
- 2 but his delight is in the law of the Lord,
and on his law he meditates day and night.
- 3 He is like a tree planted by streams of water
that yields its fruit in its season,
and its leaf does not wither.
In all that he does, he prospers.
- 4 The wicked are not so,
but are like chaff that the wind drives away.
- 5 Therefore the wicked will not stand in the judgment,
nor sinners in the congregation of the righteous;
- 6 for the Lord knows the way of the righteous,
but the way of the wicked will perish.

Hebrews 4:12

For the word of God is living and active,
sharper than any two-edged sword,
piercing to the division of soul and of spirit,
of joints and of marrow, and discerning
the thoughts and intentions of the heart.



LAMP AND QUILL
INTERNATIONAL
www.lampquill.com