

## DAILY STUDY

### Lesson 41: God's Covenant with David

Passage: Read 2 Sm 6 - 7 (1 Chr. 13-17; Ps 89; 131; 132) Vs: 2 Sm 7:16

#### DAY 1 LET'S BEGIN:


1. How many were the chosen men of Israel that David gathered? (2 Sm. 6:1)
2. What did David prepare to do? (2 Sm. 6:2)
3. What information does 1 Chronicles 13:1-3 add to this situation?
4. What did they do with the ark? (2 Sm. 6:3-4)
5. What were all the people doing? (2 Sm. 6:5)
6. What happened to Uzzah, and why? (2 Sm. 6:6-7; Nm. 4:15)
7. In his enthusiasm, what had David failed to do, and what was his reaction? (2 Sm. 6:8-10)

#### DAY 2 FIND the FACTS:

1. What did Hiram king of Tyre do for David while the ark was at Obed-edom? (1 Chr. 14:1; 15:1)
2. What did David do three months later? (2 Sm. 6:12-13; 1 Chr. 15:12-15)
3. How would you describe what David was doing as the ark entered Jerusalem? (6:14-16; 1 Chr. 15:27-29)
4. Why do you think Michal did not rejoice and celebrate as David was doing? (2 Sm. 6:16, 20)
5. What do you think Michal thought of David's God? (2 Sm. 6:21)
6. What was David's explanation to Michal? (2 Sm. 6:21)
7. Why do you think the ark of the LORD was so important to David? (2 Sm. 6:21-22)

#### DAY 3 THINK it THROUGH:

1. After David's house was build, what did he plan to do? (2 Sm. 7:1-2)
2. What was Nathan's first response, what was God's redirection, and why? (2 Sm. 7:3; 1 Chr. 28:3-6)
3. What are some things God had already done for David? (2 Sm 7:8-9)
4. What are some of the promises God made to David according to 2 Samuel 7:9-16?

**DAY 4**  **VERSE ANALYSIS:** Please fill in the missing words.

2 Samuel 7:16

"And your house and your \_\_\_\_\_ shall \_\_\_\_\_ before Me \_\_\_\_\_; your throne shall be established forever."

1. What do you think God is saying to David here?
2. How do you think this was carried out? (Mt. 1)
3. How do you think these promises could yet be fulfilled? (Rev. 20-21)
4. What did David do after Nathan told him all these things? (2 Sm. 7:18)
5. How did David see himself before God? (2 Sm. 7:18-20)
6. How did David describe God? (2 Sm. 7:22)
7. What had God done for Israel? (2 Sm. 7:23-24)
8. What was David's response to what God said He would do? (2 Sm. 7:25-29)

**DAY 5**  **SUMMING up SAMUEL:**

1. How do you spend time looking for what you can do for God? for what God can do for you?
2. How has God guided or protected you in the past?
3. How are you looking forward to God's future promises?
4. For further information select some of the following passages to review this week. (1 Chr. 13-17; Ps. 89; 131; 132)
5. Which passage(s) did you select, and what did you learn about God or yourself from it?
6. What focus do you want your household to have?
7. Where is your focus?



---

---

---

---

---

---

---

---

---

---

---

---

---

---

---

---

---

---

---

---

---

---

---

---

---

---

---

---

## PASSAGE THOUGHTS

---

---

### Lesson 41: God's Covenant with David

David had been made king of all Israel and had defeated one of her greatest enemies, the Philistines. The Philistines had been driven back from Geba all the way to Gezer which removed them from the Canaanite land. Still David never had peace with the Philistines during his reign.

David consulted with the military leaders. He suggested that they gather the people and bring back the ark of the LORD which had not been considered during the days of Saul (1 Chr. 13:1-3). The assembly agreed, and David gathered the people from the border of Egypt in the south to the border of Hamath in the north. He had a focus toward the God of Israel, and he was eager to turn the people back toward God. As the people gathered to move the ark, they were celebrating with all their might.

However, in David's eagerness, he overlooked one important point. According to Numbers 4:5-6, 15 the Kohathites had been instructed not to touch the holy objects when they carried them to avoid death. They were to carry the ark on their shoulders on poles placed in rings at the corners of the ark. Perhaps David was not familiar with this requirement; however, the priests should have known what to do. Ignorance of God's law does not remove us from responsibility and consequences. Uzzah's death got David's attention. He did not move the ark any further. He was angry and afraid. David stopped the ark, and the people went home.

First Chronicles then tells how Hiram, the king of Tyre, sent cedar trees and laborers to build a house for David. David recognized that his kingdom was highly esteemed for the sake of God's people, Israel. In the meantime David got the instructions right. He explained that they had not followed God's ordinance previously (1 Chr. 15:12-15). The ark was to be carried by the Levites. Again they assembled the people, and this time they brought the ark to Jerusalem.

By following the ordinance properly there was no more disaster. David and the

people could truly celebrate. When David removed his outer kingly garments and rejoiced in humility before God, it was with a clean heart. David loved his God, and he rejoiced in being able to bring the dwelling place of God back to the people of Israel. First Chronicles 15 gives more of the details.

Michal's response to David's actions shows a different focus. When we realize that Michal was Saul's daughter and had not accompanied David in celebrating the return of the ark, we see a possible explanation. Saul did not value the ark of the LORD as David did so Michal had no precedence for valuing the ark. David had already tried to bring back the ark once, so she should have had some idea of its importance to David. Perhaps she had an appreciation of David as a king, but she did not seem to have an appreciation for his love for his God.

David was not about to change his love for God, which was far more important than his love for a wife or anyone else. It says that Michal despised David in her heart. It does not appear that she had a heart for David's God. She seemed to be more concerned with appearances before the world. She considered David to be a fool rather than join him in his offerings to God. We do not have any record of her change of heart.

David wanted to build a permanent structure for the ark of the LORD, and Nathan the prophet agreed. However, God had other plans, and Nathan had to explain the plan to David. David wanted to build a house for God, but instead God promised an everlasting house for David. Here we see the promise of the coming Son of God. David's response was to praise God for His greatness and goodness.

What can you praise God for today? Do you spend more time looking for what God can do for you, or what you can do for God? How? You may want to read David's related praise Psalm 89.

---

**PRAYER:** *Father, help us desire to praise Your name.*

---



**PREPARE to SHARE:** Review the passage, and use the questions to help draw the passage together in order to strengthen your relationship with God, your family and others.



**FOCUS:** David loved God, and God established him an everlasting kingdom.

**A. OBSERVE**  :

1. Who are the main and other characters?
  2. Where is the action taking place, and what are the characters doing?
  3. What words or phrases: a. occur frequently; b. should be defined for the students (include a definition)?
    - a.
    - b.
  4. What qualities, promises and/or commands of God do you see in this passage?
- 

**B. SUMMARIZE**  :

1. Into what 2-4 sections would you divide this passage? Label the sections.
  2. What information can be added by cross references?
  3. Make a summary statement of ten words or less uniquely identifying the passage.
- 

**C. APPLY**  :

1. From this passage what can you:
    - a. praise God for?
    - b. thank God for?
    - c. pray for yourself, your class and others?
  2. To apply this passage you would:
  3. To apply this passage a child would:
  4. What applications can be made as questions?
    - a.
    - b.
    - c.
- 

**D. SHARE**  :

1. What important points do you want to communicate to your class, and how?
    - a.
    - b.
    - c.
-

---

---

## STORY PAGE

---

---

### Lesson 41: God's Covenant with David

After David was established as king, he gathered thirty thousand chosen men of Israel and took them to Baale-judah. There they began to move the ark of God from the land of Abinadab to Jerusalem. They put the ark on a new cart and moved it down the hill toward the threshing floor.

In the meantime David and all the men of Israel were celebrating. They were playing all kinds of instruments, and some were made of fir wood. There were lyres, harps, tambourines, castanets and cymbals. While they were celebrating, the ark almost fell from the cart because of the oxen. When Uzzah reached out to steady the **ark**, the LORD struck him down because of his irreverence. Uzzah died there that day.

David was angry about Uzzah's death and named the place Perez-uzzah. Then David was afraid to move the ark any further. So David left the ark at the house of Obed-edom the Gittite for three months. While the ark was there, God blessed that household. When David heard that Obed-edom was being blessed because of the ark, David rejoiced and sent for the men to **carry** the ark to Jerusalem. When the ark had been safely moved six paces, David made a sacrifice of an ox and a fatling (2 Sm. 6:2, 13, 26).

David was rejoicing before the LORD by dancing and shouting with the trumpet blowing. As they entered the city, Michal looked out the window and saw King David leaping and dancing before the LORD without his outer kingly garments. She despised him in her **heart**.

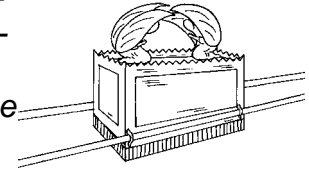
David brought the ark to its place inside the tent he had made for it. Then David offered burnt offerings and peace offerings before the LORD. David blessed the people in the name of the LORD. Then David gave all the men and women a cake of bread, and one of dates and one of raisins. Then the people went home.

At home Michal accused David of being undistinguished and of acting foolishly before the maids without his kingly garments. But David explained that he was celebrating to the LORD who had chosen him to be the ruler of all Israel. David explained that he would be humble in his own eyes and that he was not being undistinguished before the maids. Michal never had any children. It is not likely that she would have raised children who loved God.

Now David was living in his house, and the LORD had given him peace from all his enemies. David pointed out to Nathan, the prophet, that he was living in a house of cedar, but the ark of God was dwelling in a **tent** of curtains. Nathan told David to go ahead and do what he wanted to do because the LORD was with him.

But that night God told Nathan to go to his servant, David. Nathan was to explain that he was not the one to build a house for God to dwell in. God had taken David from being a shepherd of sheep and had made him the **king** of Israel. God had been with David everywhere he went. And God had destroyed David's enemies. God said He would make David's name great among the people. God would establish Israel in their own place and give them rest from their enemies. God would establish David's kingdom with his son. God said that David's son would be the one to build a **house** for God's name. God would not take His lovingkindness from David's son as was done with Saul. David's throne would be established forever. So Nathan told David all that God had said.

David went and sat before God and remembered what God had done for him with a grateful heart. David praised God for His greatness and thanked Him for His promises.



---

**QUESTIONS:** What did David want to do for God?  
What was God's promise to David?

**BIBLE VERSE:** 2 Samuel 7:16 "And your house and your kingdom shall endure before Me forever; your throne shall be established forever."



**STORY WORKSHEET:** *Write answers and prepare well.*



1. What lesson focus will you communicate to the students? (Consider truths about God and current applications.)

2. How will you present the story? (Read the students' Story Page for ideas.)  
Beginning statement:

Outline, dialogue, action, sounds, illustrations, etc.:

Ending statement:

3. What questions will you ask the students? (Use: who, what and where, and write answers.)  
(Write questions on the shape of the ark of the covenant or on the shape of a tent.)

- a)
- b.
- c.
- d.
- e.
- f.



**SONGS and HYMNS:** *Write answers and choices below.*



1. What objective can you write for the song and hymn time? (Modify for introduction.)

2. Introduction to song/hymn time:

SONG/HYMN	WORDS/PHRASES
1. Familiar:	
2. New:	
3. Familiar:	Action:
4. Familiar (Optional):	

**SONG and HYMN SUGGESTIONS**

**SONGS:** "God's Promises Are True," "It's Good to Give Thanks to the Lord," "Praise Him, Praise Him"

**STATEMENT:** Let's sing praises to God like David did.

**ACTIVITY:** Pray and then sing. Perhaps use simple rhythm instruments as David would have used a harp.




**ACTIVITY SUGGESTIONS:** *Consider the needs of the children, then vary the suggestions according to your talents and interests.*



**BEGINNING:**  *Statement and/or activity to begin getting the students' attention.*

Welcome to class. David wanted to build a temple for God, but we will find out about a special promise that God made to him instead.

- **Word Puzzle Page:** Make available as students arrive. Use the time they are doing these to communicate individually with the students. When it is time to start, put papers away to complete later.
- **Thirty Thousand:** Provide paper for students to attach stickers or draw pictures of happy faces. Then have them make stick figure people to represent the thirty thousand men that David gathered from Israel.

**TRANSITIONS:**  *Use one or two for the morning, keep them simple, positive and fun.*

- Let's follow the priests to....

**VERSE:**  *Help students find it in their Bible. Use enjoyable association, participation and repetition.*

**Verse Puzzle:** Put words on the back of an ark shaped puzzle. Repeat the verse several times as the students collect the pieces and assemble the puzzle.

**LARGE MUSCLE:**  *Have as many students active at one time as possible.*

**Rhythm Instruments:** Practice using rhythm instruments, and then march around the room for a celebration.

**SAY:** David was celebrating because the ark of God was finally going to be moved to Jerusalem.

**GUIDED ACTIVITIES:**  *Consider the students' abilities and interests.*

- **Move a Cart:** Make some sort of cart. Have the students move something on a cart. Make observations about the process.  
SAY: The priests tried to move the ark on a cart, but it almost fell off when the oxen stumbled. They were not moving it the way God had told them to move it.
- **A Focus on Michal:** Compare and contrast such things as fine clothing and regular clothes; outward and inward "looks;" emotions of joy and bitterness; one God and gods of the land.  
SAY: Michal did not seem to love God the way David did. She seemed to be more concerned about outward looks. It was David's kingly appearance that was important to her rather than his relationship with God.
- **Act It Out:** Have students (perhaps as groups) act out several past events of things that David was praising God for. You may want to help the students make a remembrance collage or picture of things for which they are thankful.  
SAY: David praised God for all the things He had done for him. God has done many things for us, too.
- **Definitions:** Take two or three big words that David used in his praise, and help the students understand them.  
SAY: David was very grateful to God for many things.

**DEVOTION DISCUSSION & PRAYER:**  *Students share from their home devotion pages.*

Students should have their home devotion pages as teachers ask questions and students share their answers. Afterwards use a notebook to record prayer requests, review answers and pray together.

**STOP and THINK:**  *A few minutes (3-7) to meditate.*

**Consider:** Think about one of the parables. (Use one they seem to understand.)

**ENDING:**  *Teacher guided, easy to leave.*

**Guessing Socks:** God made a special promise to David. And He made special promises to other people, also. This is a good time to review some of the other special promises. Use objects representing Adam, Noah, Abraham and Jacob. Use a different sock for each object or put several small objects in one sock. Have the students guess what the object is after they feel it. When they guess the object, ask who the object reminds them about. Review promises God made to each of these people.

**SECOND HOUR SELECTIONS**

**SNACK and SHARE:**  *Share challenges and/or successes while snacking; pray after cleanup.*

- **Snack:** Dates, raisins and bread; water.
- **Questions:** Who could be the eternal king forever? Who are some kings you know about?



**ACTIVITY WORKSHEET:** See facing page for suggestions.



ACTIVITY	INTRODUCTORY STATEMENT	MATERIALS
BEGINNING		
TRANSITION		
VERSE		
LARGE MUSCLE		
GUIDED ACTIVITIES		
ENDING		

**SECOND HOUR:** See facing page for suggestions.

SNACK & SHARE		
REST & THINK		