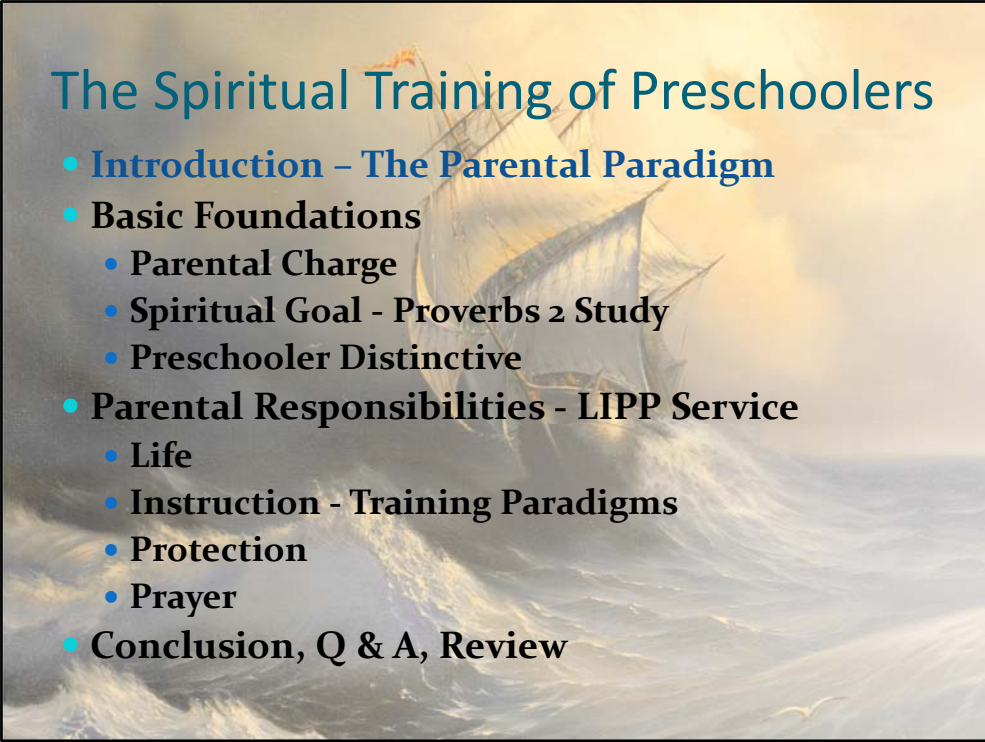


Introduction:

I am Mike Riggs and in this workshop we are going to focus on how to pass on the spiritual values to preschoolers.

Many times recently I have heard about the scorn conservative kids get in college and the godless philosophy preached and defended by college professors. I have seen first hand the impact on kids raised in churches and Christian homes as they too buy into the lie and reject the Lord Jesus Christ and all He stands for.

Kids will not get the truth in college, so it is up to us to get them what they need before going to college or leaving home.



We are going to talk about...

- Proverbs 2 Study
- Parental Paradigm – God’s model or pattern for the parent
- Preschooler Distinctives
- Parental Responsibilities – LIPP Service
 - Life - Preschooler Distinctives
 - Instruction - Training Paradigms
 - Protection & Prayer

I will cover the Instruction area very quickly to give you a flavor for what is there. Don’t worry about getting all the notes because I will tell you how to get all the Power Point slides and my notes before I close.

It may seem strange to you, but my focus on Preschoolers actually grew out of my experience in military and college ministries. Two things happened there that directed this focus.

- Ministry Background
1. College Freshmen
 2. Marriage to Carolyn – oldest of 8 children and put herself through college baby sitting. Taught grade school.

Then we had **Our Preschoolers**

In the first three areas, we will establish a Biblical Framework for Training Preschoolers



The Spiritual Training of Preschoolers

- **Introduction – The Parental Paradigm**
- **Basic Foundations**
 - **Parental Charge from the Beginning**

- Genesis 2:24

- “Therefore a man shall leave his father and mother and be joined to his wife and they shall become one flesh. “

That means two things:

- At some point your children will leave home
- Parents should be preparing them to be on their own
- Your view of raising your child changes when you have the correct goals for your children.

In the very beginning , the Bible establishes our parental objective for our children.

It is stated in Genesis 2:24 which is before the fall, but it is also restated 3 times in the NT. (by Jesus in Mt 19:5, Mk 10:7 and Paul in Ephesians 5: 31). It says, “**Therefore a man shall leave his father and mother and be joined to his wife and they shall become one flesh. “**

That means two things:

1. At some point in the future, your child will and should leave your home and start his or her own home.
2. That means that at if we have the right aim and are doing what we should be doing, then we should be preparing our children to leave home and be on their own. Independence !

I know your job is to feed and clothe and prepare them to survive and thrive in the world **but any parent can say that**. What should be different about you is that it is your responsibility to prepare them spiritually and you cannot delegate that responsibility. Sure, you can make sure they are exposed to other’s training but the responsibility is yours.

In God’s plan they will leave our home and to support God’s design for our children we must prepare them for that occasion. I know it is tough to think of our Preschoolers this way, but if we do, then when they are at an age where it is time to leave home, we will know they have the basics for facing the world. We may look at that time with sorrow about losing them but with confidence that they have been prepared for life on their own.

IMPORTANT

I assure you, you will be spending most of your time and energy, emotionally and physically, feeding, clothing, protecting and otherwise caring for them. That won’t change. But we are going to talk about a mindset for you that creates a spiritual direction and alert status for opportunities for spiritual training.

So our goal should be to train our children to be on their own? We are not just to care for them and manage their lives but to prepare them to care for and properly manage their own lives. In other words, prepare them for independence both mentally and spiritually.



The Spiritual Training of Preschoolers

- **Basic Foundations**
 - **Parental Charge**
 - **Preschooler Distinctive**
 - **Spiritual Goal - Proverbs 2 Study**

Now, let's consider the audience of our training, the preschooler.

During the preschool years there is a maturing taking place physically, mentally, socially, emotionally. All the mental and physical parts are there to grow in these areas and become an adult. But we have to help them get there.



The Spiritual Training of Preschoolers

- **Preschooler Distinctive: A Learning Sponge**

Language Example:

The Child Development Institute indicates the following vocabulary development in children:

- 18 months 5-20 words
 - 24 months 150-300 words
 - 36 months 900-1000 words
-
- Isa 28:10: Precept upon Precept ...

The preschool child also has a mind that is hungry for input and he or she absorbs knowledge like a sponge. They will be learning everything from eye/hand coordination to language and the world of social interaction. To give you an idea of how fast and easily a child learns this is what the **Child Development Institute** indicates is the vocabulary development in children:

18 months 5-20 words

24 months 150-300 words (learning 120 to 280 words in 180 days) About 1 word a day.

36 months 900-1000 words (learning 700 words in a year would mean learning about 2 words a day.)

So what are the chances of you learning two vocabulary words a day for a year and being able to use them in sentences?

Expectations

Preschoolers may not be able to explain what they are learning but that does not mean they are not learning far more than you think or may be able to observe. So give them input and at some point, they will start putting the information together just like they did when they started talking in sentences. Recognize that what they learn is described biblically in Isa 28: 10 "For precept must be upon precept, precept upon precept, line upon line, line upon line; here a little, there a little:". So, just like they learn our language, they can also learn spiritual truths. It is a building process. What is important is that you give them the right spiritual foundations so that they can come up with the right conclusions about the spiritual realm. That means you will need to provide guidance.

Developing Lifetime Biblical Convictions

Instruction: Proverbs 2 Study

My son, if you receive my words,
And treasure my commands within you,
² So that you incline your ear to wisdom,
And apply your heart to understanding;
³ Yes, if you cry out for discernment,
And lift up your voice for understanding,
⁴ If you seek her as silver,
And search for her as *for* hidden treasures;
⁵ Then you will understand the fear of the LORD,
And find the knowledge of God.
⁶ For the LORD gives wisdom;
From His mouth *come* knowledge and understanding;

Preparing Hearts to Weather the Storms of Life

To start,

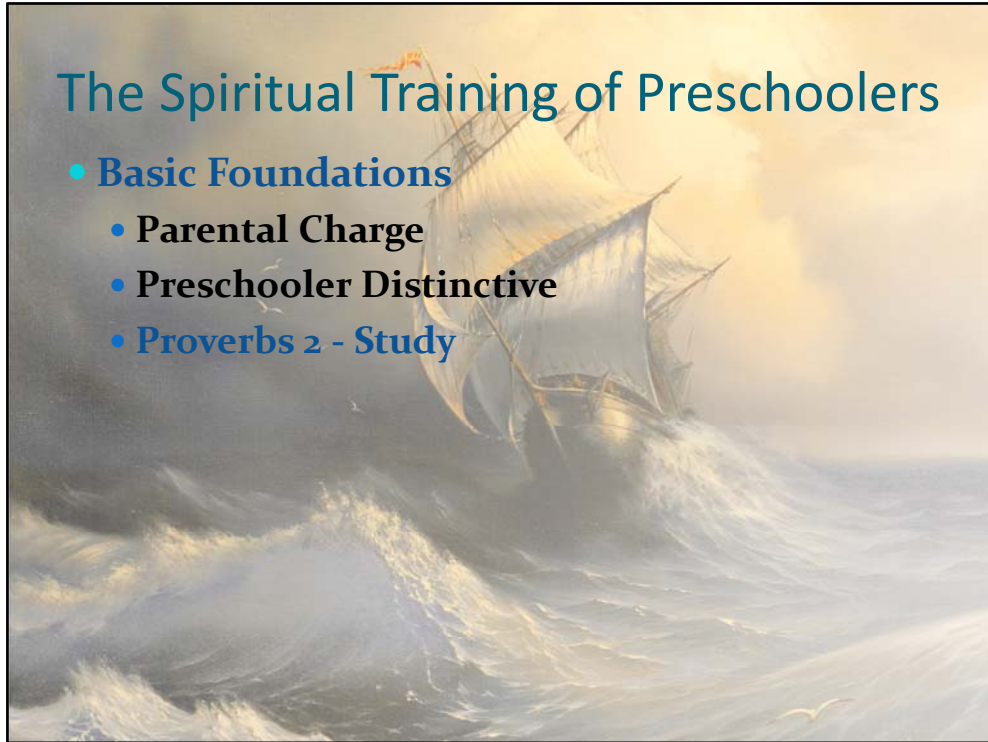
I picked Proverbs 2 because it epitomizes the spiritual goal we should have for our children. And, rather than tell you what is here, I am going to give you a chance to let the Lord show you what needs to happen from your own brief time in this passage. So for the next 5 minutes I need you to work on the study in your handout. The Proverbs 2 passage is in your handout.

So how did you feel when I told you to do some work? Did you feel cheated? Did you expect me to give you some quick easy things to do to spiritually train your children?

So, How do we prepare them spiritually?

A while back, I went to a **Teach Them Diligently** homeschool conference.

Next Slide



Remember the College Freshmen? They may have been ready academically for college, but not spiritually. How you respond in the next 10 minutes will reveal to you one of the reasons why they ended up that way.

I picked Proverbs 2 because it epitomizes the spiritual goal we should have for our children. And, rather than tell you what is here, I am going to give you a chance to let the Lord show you what needs to happen from your own brief time in this passage. So for the next 5 minutes I need you to work on the study in your handout. The Proverbs 2 passage is in your handout.

Be ready to share your answer to #2. It is not for you but a opportunity for you to minister to others in this workshop. So, if the Lord impresses something on you, don't keep it to yourself, pass it on.

So how did you feel when I told you to do some work? Did you feel cheated? Did you expect me to give you some quick easy things to do to spiritually train your children?

So, How do we prepare them spiritually?

Next Slide



The Spiritual Training of Preschoolers

- **Basic Foundations**
- **Parental Responsibilities - LIPP Service**
 - **Life**
 - **Instruction - Training Paradigms**
 - **Protection**
 - **Prayer**
- **Conclusion, Q & A, Review**

That brings us to our Biblical responsibilities. I call it LIPP Service.

We will start with L, your life.



Life

- **Basic Principles of Spiritual Training**

Deut 6:4-7

4 Hear, O Israel: The **LORD** our God, the **LORD** is one!

5 You shall love the **LORD** your God with all your heart,
with all your soul, and with all your strength.

6 And these words which I command you today shall be in
your heart.

7 You shall teach them diligently to your children, and
shall talk of them when you sit in your house, when you
walk by the way, when you lie down, and when you rise
up.

Parental Responsibility

Read the blue verse

Just as your child learns our language by listening to you and interacting with you, they also learn your spiritual priorities. In other words, your life, how you live and act and what you say and what you demonstrate in front of and to your child is what they will learn about spiritual truths.

This is where it starts. What does this verse say about our first priority?

If you waiver in your devotion & service, that is what you are teaching your children.

Life

- **Reflect a Proper Example**

Luke 10:38-42 – Martha and Mary

³⁸ Now it happened as they went that He entered a certain village; and a certain woman named Martha welcomed Him into her house. ³⁹ And she had a sister called Mary, who also sat at Jesus' feet and heard His word.

⁴⁰ But Martha was distracted with much serving, and she approached Him and said, "Lord, do You not **care** that my sister has left me to serve alone? Therefore tell her to help me."

⁴¹ And Jesus answered and said to her, "Martha, Martha, you are worried and troubled about many things.

⁴² But one thing is needed, and Mary has chosen that good part, which will not be taken away from her."

Parental Responsibility

Here is what I mean:

Read the Slide

My first response...

Martha, Martha – Lk. 10:38-42 - Do you not **care**... One key is what we care about. The real key is your view of who Jesus is.

Real as my hands and feet

Martha Martha: (Suggested proper bible study questions)

1. Did she truly see Jesus as the God of Creation and the Universe?
2. What was her perspective of Jesus? She forgot how big God is
3. Who did she think should be in control of this event? Did she forget who Jesus was and try to take control instead of turning control over to the Lord and seeking Him first
4. What was her focus? What was her care and priority? Was it spiritual or physical? Was her care, priority, messed up?
5. Her serving may have been more of a distraction from His words to those listening.
6. What did she need to do? Why? She needed to let him be in control of the timing for being served. Those who came wanted and needed to hear Him!

You see, some people never get past Martha's perspective of walking with the Lord Jesus Christ.

What if Jesus hadn't of stopped Martha, how would Martha's and Mary's perspective of the event have been different after the meeting? Martha: Whew, well we got them all served, now we can sit down and rest. Mary: Inspired and ready to go tell the whole world about what she had learned from Jesus.

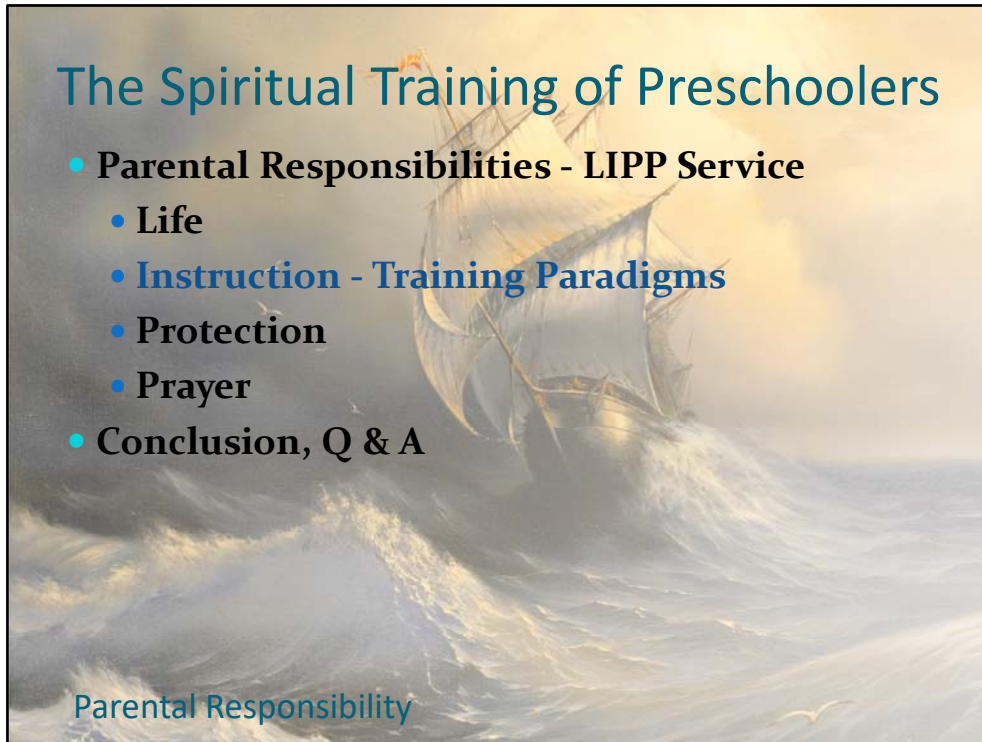


Dads set the family focus. Sports, fishing, computers ... It is ok to enjoy these areas, they also serve to train our children to live in the world, however, our children need to see that although you enjoy these areas, your life's focus is the Lord. Do they understand that these things come a distant second to your focus on the Lord and His service. Your children need to see that the Lord is your God, not these things.

Ministry - One of the key areas to show your commitment to Christ is to be involved in some kind of ministry. **Lk 9:23, If any man will come after me, let him deny himself and take up his cross daily.** Ministry not only helps build your spiritual gifts and ministry skills but it also holds you accountable. What does your ministry commitment communicate to your children about your commitment to the Lord?

If you were put on trial for being a Christian, would you be convicted? The real question is “Would your children convict you?”

Do your children ever catch you reading your Bible, just you and the Lord? Or praying?



We have talked about how the Lord uses our life and walk with Him to teach spiritual principles to our children. This is training we do by our own life's example to our children. It is not so much because we are focused on them but that we are focused on our own walk with and service to the Lord.

But, the Lord also uses your child focused teaching and training to teach your children spiritual principles. Proverbs is full of student focused teaching that uses life to teach spiritual principles.

In this next area We are going to spend some time talking about the practical side of training your children as it relates to learning about spiritual values.

For instance, the world focuses on training the mind whereas the Lord is focused on training the heart and mind. The World is focused on teaching skills and knowhow whereas the Bible is focused on doing the right thing and having right attitudes and responses from the heart.

Example: Along those lines, ...

Teach Them Diligently – Conference: Question, what or who is “Them” in this conference?

Instruction

- **Basic Principles of Spiritual Training**

Deut 6:4-7

4 Hear, O Israel: The LORD our God, the LORD is one!

5 You shall love the LORD your God with all your heart,
with all your soul, and with all your strength.

6 And these words which I command you today shall be
in your heart.

7 You shall teach them diligently to your children, and
shall talk of them when you sit in your house, when you
walk by the way, when you lie down, and when you rise
up.

Parental Responsibility

Teach them Diligently Conference – Who or what is them?

Next area is your **Instruction - Read the blue verse**

Do you know why it doesn't say in your head? Thy word have I hid in my heart that I might not sin against you.

2 Questions:

Where does verse 7 tell you our children should be learning from you about the Scriptures?

When should they be learning about the Scriptures from your interaction with them?

Wherever you are, there are lessons about our faith. Sometimes those lessons may be negative examples of what not to do.

How are we to teach?

“Diligently” ? One of the interpretations could be the idea of “Wetting their Appetites”. It is not a passive word, but an active word.

Instruction

- **Aim for the Heart**
 - **What are we aiming at?**
 - Do we have a spiritual goal for our children?
 - Are we aiming for the Head or the Heart?
 - Is it Borrowed Spirituality? College Freshmen
- 1 Cor 2: 14 – Natural Man
- 2 Cor 5: 17 – New Creation

Parental Responsibility

To start, here are some questions we need to ask ourselves in the way we are raising our children.

Do we have a spiritual goal? >>> ARE WE THINKING about this area???? <<<<< What is the primary Spiritual Goal? – Salvation

Why is Salvation the primary spiritual goal in child training? –

Salvation!

1.) But the natural man receives not the things of the Spirit of God: for they are foolishness to him: neither can he know them, because they are spiritually discerned. 1 Cor 2:14
2.) Therefore if any man be in Christ, he is a new creature: old things are passed away; behold, all things are become new. 2 Cor 5:17

Are we being proactive in this area or are we just surviving from day to day? Being proactive can help you change from a survival condition to a semi managed condition. Big Difference.

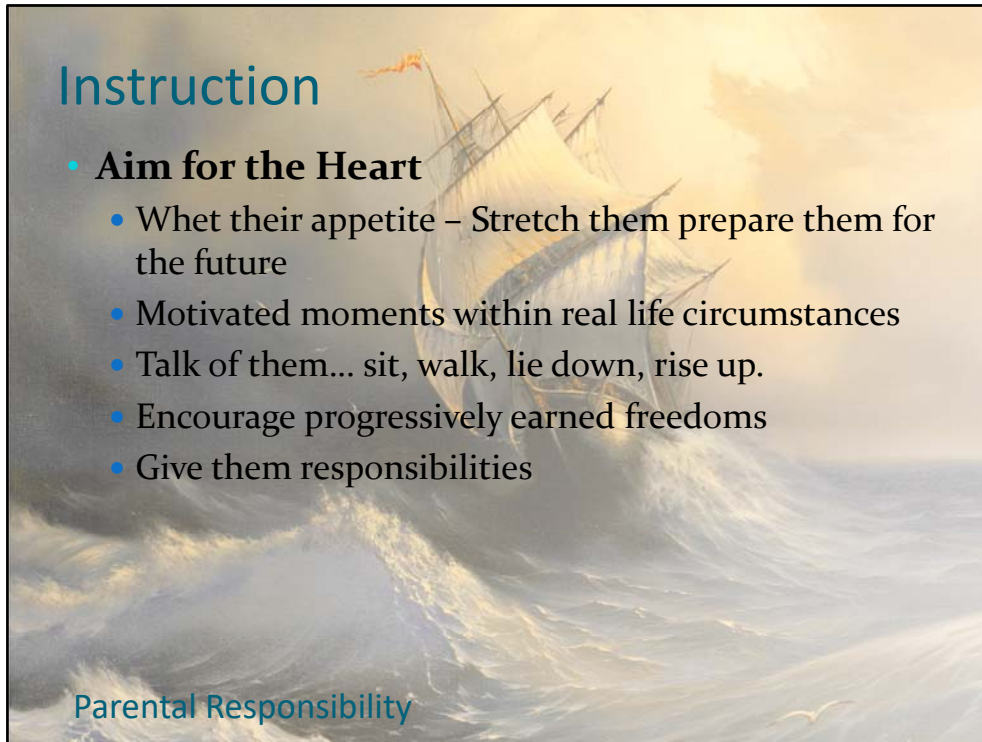
Example: We (my wife and I) made a list of areas we wanted them to learn mentally/physically, right attitudes and spiritual values and talked about it.

Are we aiming for the heart?

Are we connecting their life with God's Word. God gives us everything we need to train our children in the ways of the Lord (2 Pt. 1:3-11).

This is what Lamp & Quill Bible Curriculum is all about. We are not just teaching information. Heart interaction is the focus of Lamp & Quill Bible curriculum to help children see how the Scriptures interacts with their lives. It is also why all six years of our curriculum starts with Toddler and goes all the way through college adult so that the whole family can be in the same passage at the same time at their own age level.

So how do we do these things?



It says we are to aim for the heart. How do we do that?

... teach them diligently Deut. 6:7 – When? As you go. It is part of your daily life. It is incorporated into your day to day activities because it is founded on your own relationship with the Lord.

Parent Initiated – Future Preparation

Whet their appetite. How? Make it relative to their life and stretch them. Get ahead of them in real life training. You know how they want to help mommy or daddy do something? Well, these are opportunities to combine a skill and biblical attitude training. Show them how to do what they want to learn, and talk to them about how and why they need to do it from a biblical perspective. Make it relative to them.

Child or situation initiated training

Look for Motivated Moments within real life circumstances - Get involved in their struggles and trials and encourage and exhort them. Look at Paul's letters and how he dealt with the existing challenges in the churches. – **1 Slide forward**

Talk of them ... sit, walk, lie down, rise up. This is a combination of identifying the motivated moments, stretching them and talking through the issues and challenges as you join them in their struggles and talk through the walk through the challenges and the scriptural answers. Talk about it as a fellow traveler in a challenging world, not always having all the answers, but helping them discover the answers themselves.

Balance:

Encourage progressively earned freedoms & responsibility: Shift control to your child before you lose it to them. Don't block their maturing or give them complete freedom before they are responsible enough to handle it. If you abuse a freedom... Help them learn the biblical values that should tell us how to make choices, treat people and live life. That means you have to know them and live them. – **2 Slides forward**

Give them responsibilities around the home. Help them learn how to handle responsibility and talk about what they are learning. Make sure they have responsibilities around the house.

Instruction

- **Whetting Their Appetite**
 - Handling money, what are the principles
 - New little sister is coming, how do you care for her?
 - Someday you will have a family here is how you care for them.
 - Work, what are the right attitudes

Parental Responsibility

Here are some examples of motivated moments:

- Handling money - Help them get a bank account and help them understand how the Lord wants us to use our money and how it reflects what is in our heart. Mt 6:19
- How do I take care of my new little sister. i.e. hold her, watch out for her, be gentle with her, etc.
- How should I serve in my family?
- Work - 2 Thes 3:10 He that does not work, does not eat; Trip to ToysRus
- Work attitudes: As unto the Lord not man

The Bible has answers to all these areas. Look them up if you don't already know what they are.



Instruction

- **Motivated Moments or Events**
 - Crossing the street
 - How do I treat my brother?
 - How do I respond when wronged?
 - How do I treat others ?

Provide Offensive Ways to Handle Future Challenges - Biblical Preparation

Parental Responsibility

Here are some examples of motivated moments:

- Crossing the street,
- How do I treat my brother? Eph 4:32
- What do I do when wronged? Eph 4:32
- How do I treat the others?
- Where is my blanket or toy? Teach them to keep up with their things.

Provide offensive ways to avoid the problem in the future or ways to handle it better

The Bible has answers to all these areas. Look them up if you don't already know what they are.

BibleGateway



This is the Key Point in Training when keeping in mind the parental goal of independence.

Independence involves both skills and attitudes. We must combine teaching the skills of independence with the appropriate attitudes of independence. Independence and freedom go hand in hand with the attitudes or values of responsibility, accountability, self control, respect and consideration.

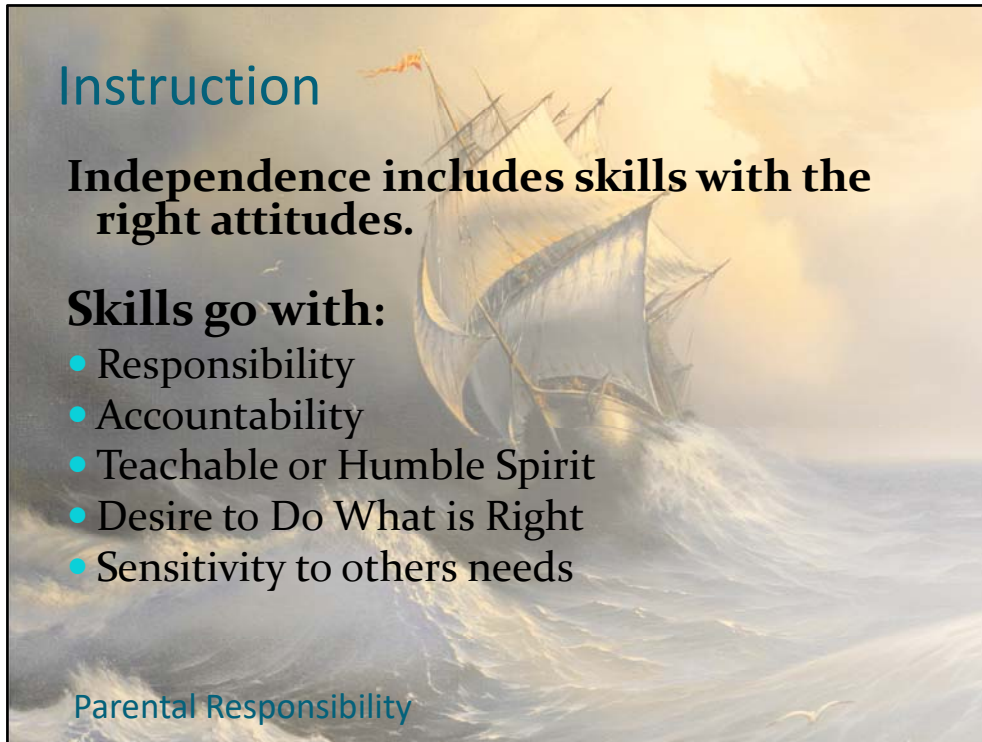
These two lessons go together. Like a left and right shoe.

With skills comes responsibilities to use them to take care of their own needs and when appropriate to help others in need.

With freedom comes accountability and self control to use freedom wisely. "Freedom is a privilege. Also, friends and property (toys) are privileges, if you abuse a privilege; you lose it". I.e. if you cannot play nicely with your friend or sister, then you lose the privilege to play with them. If you use your free time to get into something you shouldn't or do something you shouldn't, you may have that freedom restricted.

Remember if it is our job to teach our child to be independent, we need to encourage them to learn to be independent with the right values and attitudes. Once they have the right values and attitudes, you will be able to trust them to make the right choices with their responsibilities and freedoms. The more they can do on their own with the right values and attitude the better. Our goal should be to help our children do as much as he/she can by him or herself.

Of these 4 areas, skills, friends and property are going to be more of a focus for preschoolers. Freedoms will be more of an emphasis when they are older. Let's talk about skills first.



Instruction

Independence includes skills with the right attitudes.

Skills go with:

- Responsibility
- Accountability
- Teachable or Humble Spirit
- Desire to Do What is Right
- Sensitivity to others needs

Parental Responsibility

Skills probably provide the most opportunities in various forms for preschoolers because they are learning so many skills so quickly.

These are some of the attitudes you will be emphasizing as your preschooler is learning new skills. **READ SLIDE**

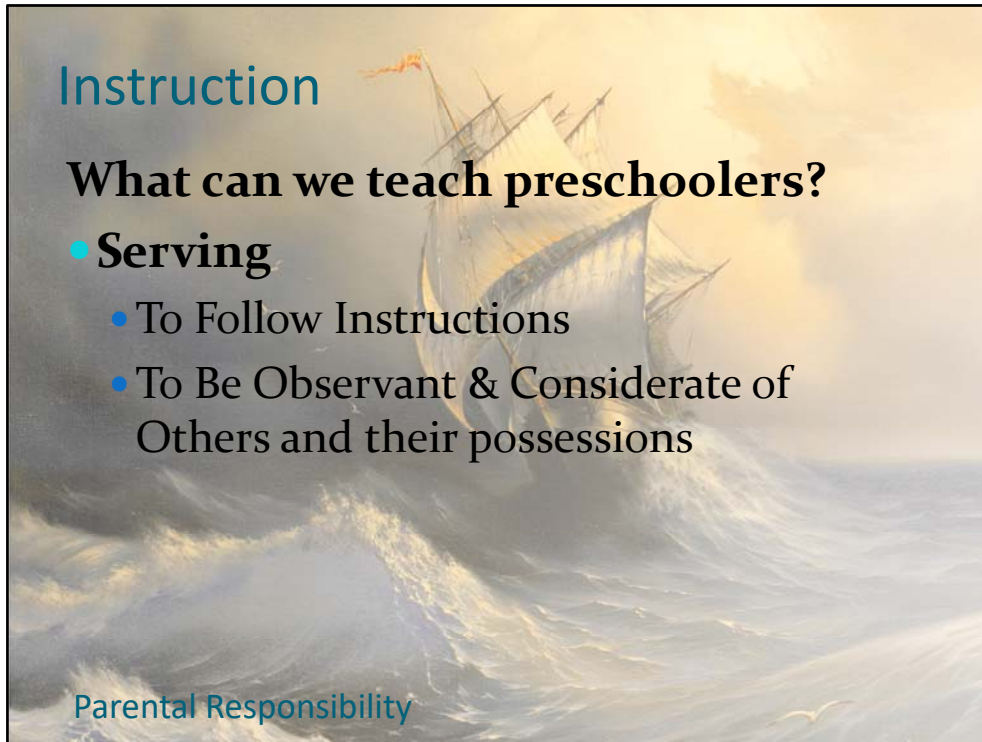
Examples: when you teach your child to hang up their clothes combine it with teaching them that it needs to become their habit to hang up their clothes. It becomes their responsibility to hang up their clothes without being told. The same thing when they learn how to get dressed, tie shoes, brush their teeth. Teach them that knowing how to do something carries with it the responsibility to do it without being told.

Always, always recognize that they are preschoolers and even adults may not always get it right. So be patient, kind and persistent.

Praise them for doing things right, but really praise them for doing it on their own initiative. Help them develop an internal expectation that they are supposed to make good choices on their own initiative.

So we certainly want to teach skills, but especially teach - **Read Slide List**

So what are some skill areas we can teach?



Serving Interaction:

Preschoolers love to be helpers, so let them help, and praise them for helping. You will find that contrary to secular thinking, they really can be taught to think about others and be sensitive to others needs.

Teach them to follow instructions:

When you have your preschooler participate in some of your duties, make sure your directions are clear. It is best to show them what needs to happen. Be cautious about including multiple steps in your instructions. They will not likely be able to follow more than one instruction at a young age and may get sidetracked with one. However this will come in time.

Teach them to be observant of needs. You may want to play a game with them and ask them if they help mommy or daddy see what needs to be done. Take them to a room that needs things picked up and see how many things they can see that needs to be picked up. You may need to help them observe at first. Later you may want to have a contest to see who can see them first or see the most things that are needed. You can do the same for helping others.

Crafts are a good teaching tool. However, in your home, your children's crafts can be actual participation in household duties. They can help cook, or vacuum with a little vacuum. Teach them by getting them personally involved in the process. They learn by doing and your lesson will be much less likely side tracked with unplanned movement if they are working on a task related to what you want to teach. **Remember**, while you are doing the tasks, talk to them about what you are doing and why? Remember, to bring in the Scriptural principles anytime there is a relationship to Scripture, including their responsibility to learn to do it on their own.



Instruction

What can we teach preschoolers?

- **Serving**

- Serving Skills – Includes Observation
- The Proper Values to do the Job Right
- To Serve with Joy in Helping Others

Tasks are easy to teach.

Teaching the right attitudes and responsible self discipline is the real challenge

Parental Responsibility

Serving Interaction:

Young ones will get bored quickly and may get sidetracked. It's OK as long as the sidetrack is not disruptive. You can keep working on the task they were helping you on. You may need to spend shorter times on some activities and come back to it later. Later you can challenge them with, "See if you can do what we learned earlier". Preschoolers love a challenge and repetition; and they will likely answer the call to show you what they learned earlier.

For instance, folding clothes. They may not be able to fold properly but they may be able to pull out individual items and bring them to you or put them in a stack of socks, underwear, pants, shirts, etc. Later they may be able to sort by color or size. Then you can show them how you do it. They can help you put clothes in drawers. The key is to divide up the job into a child's bite size, one they can handle and be successful doing.

When they help you, it will probably take longer than if you did it yourself, but remember, your higher priority is to teach your children, not to make sure everything is in order. Dad that means you may need to share the load of housework or taking on the kids after you get home, especially with preschoolers.

At 2 to 3 yrs old the child is eager to serve and perform new tasks because it is a new adventure. However, later these new skills will become old hat and not as thrilling as they once were. Then you may have trouble getting them to do the routine tasks that they tackled with relish at two or three.

That is why skill or task training must go hand in hand with responsibility training. Help them master both the task and the correct attitude about the task. Help them understand that they are becoming a contributing part of the family and they have certain responsibilities that go with their ability to perform certain tasks.

Tasks are easy to teach, it is the attitude and responsible self discipline that is the real challenge.



Making wise choices

With freedom comes accountability and self control to use freedom wisely. "Freedom is a privilege. However, expecting a lot of wisdom from a preschooler may be premature. That does not mean you can or should rule it out until later. You can still talk about it and praise them for using their freedom to show initiative and to make good choices about how they use their time. They at least can start hearing about the concept. The main thing we are looking for and talking about is whether they are trying to do what is right. Recognize and praise those times when they make wise or considerate choices.

The Key Point is:

Independence involves both freedoms and values. We must train our children that freedom, goes with wisdom and honesty. They must learn to be honest with themselves and others.

He who covers his sins will not prosper,
But whoever confesses and forsakes *them will have mercy.*
Prov 28: 13.

I John 1:9

Independence and freedom goes hand in hand with self control, accountability and responsibility.

Always recognizing that they are preschoolers and even adults may not always get it right or use our time wisely. So be patient, kind and persistent.

Praise them for doing what they are told, but really praise them for making wise choices on their own.
Help them develop an internal expectation that they are supposed to make good choices on their own.
Teach them to pray that the Lord will help them make wise choices.

The next areas are their interactions, both social and material.



Instruction

Independence goes with the proper respect for others and property.

Interaction both Social & Material

- Respect for Authority & Property
- Love & Kindness
- Consideration & Humility
- Forgiveness & Mercy & Grace

Parental Responsibility

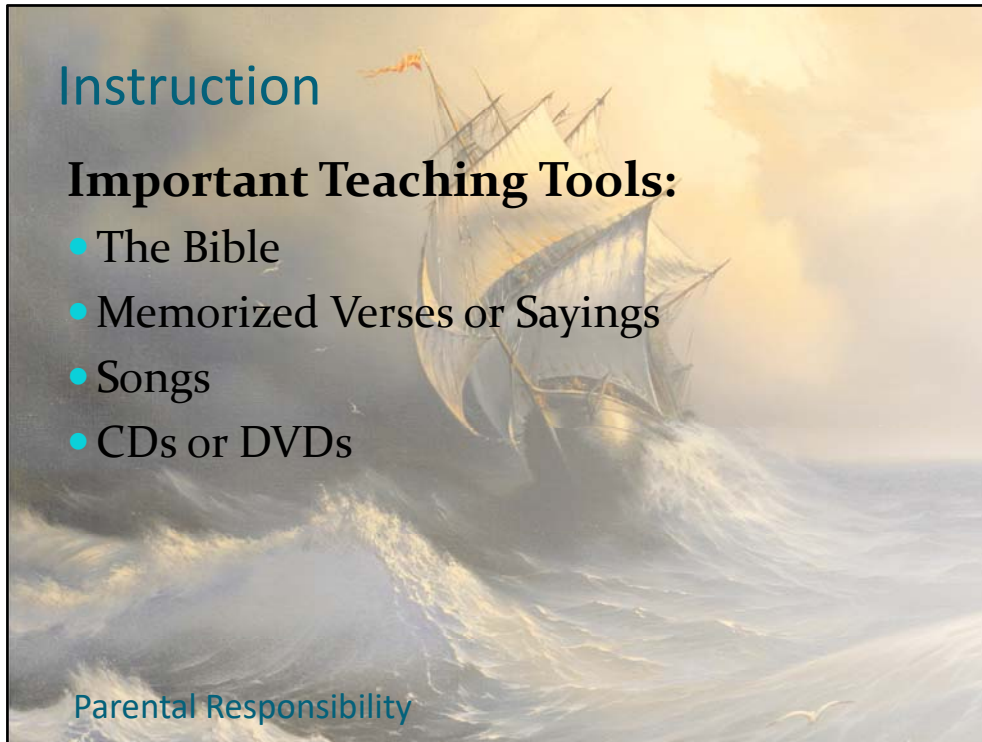
Interactions, Both Social and Material:

If they offend or hurt another they can learn about asking for forgiveness and repentance. If offended or hurt, they can learn about forgiveness. Eph 4/32. If they were unkind, talk about it and teach them to ask for forgiveness. The older ones may need to go think about it for a while before you talk to them. Help them identify what they did and why. You can talk about the golden rule.

Once they ask for forgiveness, we should help them understand that there is someone else they have hurt, the Lord. They need to learn to apply 1 John 1:9, "If we confess our sins, he is faithful and just to forgive us our sins, and to cleanse us from all unrighteousness". If this verse is not part of your regular language and your child's, it needs to be. When they learn that they need to use it often it will help them understand that they are a sinner and need the Lord Jesus Christ and his atonement.

Also, friends and property (toys) are privileges, if you abuse a privilege; you lose it". I.e. if you cannot play nicely with your friend or sister, then you lose the privilege to play with them. If you use your free time to get into something you shouldn't or do something you shouldn't, you may have that freedom restricted.

For their toys, we used to have an out of bounds box. Someplace where we put toys that were not put away or were abused or misused. The children had to do something like a chore of something else to earn the right to get it out to play with it again. If it stayed too long, we would get rid of it.



So what are our main teaching tools?

•The Bible is the foundation for our values. So, as much as possible, help them understand the biblical foundation for how we should act and socialize and the attitude we should have. **Lamp & Quill Bible Curriculum designed to teach proper interaction with the scripture starting at the Toddler level.** I.e. Whatever your hand finds to do, do it with all your heart. Consider the ant. Do unto others..., Being a good steward..., The Bible is full of the values we should employ in our lives and implant in our children's lives. Pick those that mean something to you and that properly relate to your child's situations.

•You can memorize key verses.

•One way to do it is to memorize it in song

•Another method is to use the lessons from CDs or videos. Patch the Pirate, lessons in song is one we used to use and you can still get them online. Just Google Patch the Pirate. My daughter uses Seeds Family Worship. Google Seeds Music to find it.

Transition statement: So what are some of the things we can teach them and what are some examples?

Heb 5: 11-14

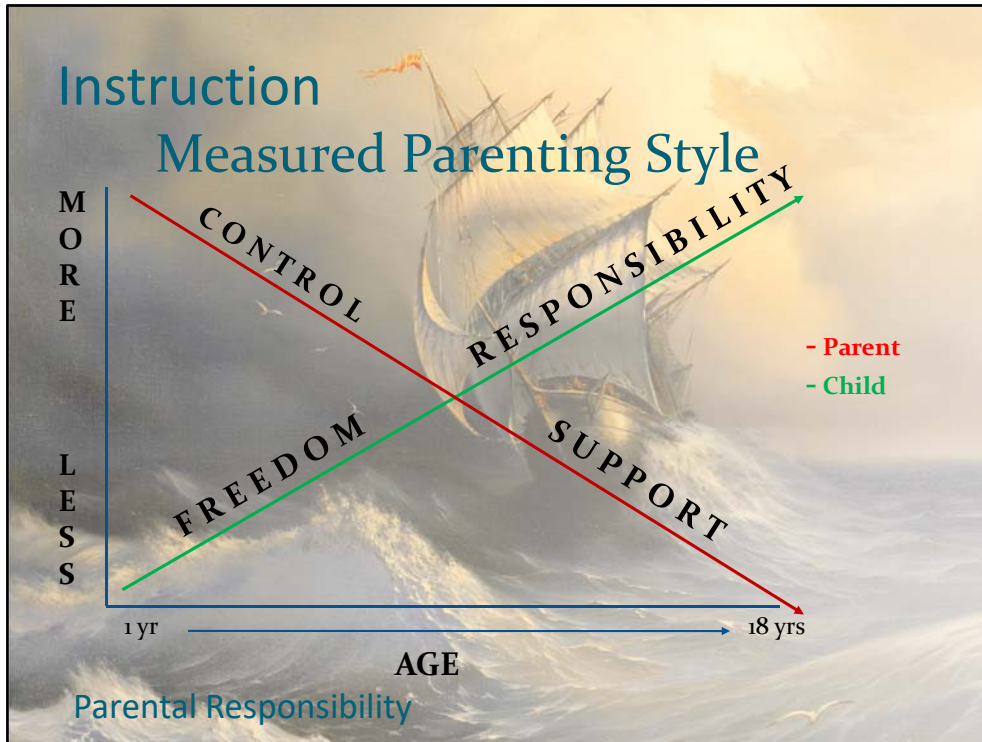


Teaching Tips

Pin Pong Balls: Which ball are you going to work on? Shoes on the wrong foot or something important?

If you set your expectations too high, you will frustrate or exasperate them. The Bible tells us not to exasperate our children in Col 3: 20 & 21. Consider their age and abilities with a gracious attitude. Don't set higher expectations for your children than you do for yourself.

Take little spills and mistakes in stride. Don't make a big deal of it. Children cry over spilled milk because of parents' overreaction. These are teaching and learning opportunities. Be gracious & merciful to your little ones. The Lord is gracious and patient with you.



Adjust your parenting style to accommodate spiritual growth.

Progressively give your control and teach them to be self sufficient.

Next Slide

Skills:

Responsibility
 Accountability
 Sensitivity to others needs

Freedom:

- Wisdom – Making good choices
- Honesty
- Self Control
- Accountability
- Desire to Do what is right

Instruction: Parenting Style

- Adjust your parenting style to accommodate spiritual growth.
- Encourage progressively earned freedoms & responsibility with biblical decision making.
- Your goal is to shift control to a responsible child rather than lose control to an irresponsible child.
- The key is to maintain the right balance of freedom and control. Your aim is to give them freedom and for them to become self-reliant and self-disciplined based on their reliance and devotion to the Lord.
- Give your child freedom within bounds when you can. It is with freedom that opportunities for training arise.
- Be diligent to observe and respond to those opportunities as you sit in your house or walk along the way or as you rise up or lie down.

Parental Responsibility

Encourage progressively earned freedoms & responsibility: As they are ready give them freedom to make their own choices, but teach them the values that go along with the freedom or the responsibilities that go along with the skills to serve God first, then family and fellow believers. “And let us do good to all men, especially those of the household of faith. As they get older and earn more freedoms, talk through their decisions by asking what their thinking is. Your objective will be to help them learn biblical decision making.

Your goal is to shift control to a responsible child rather than lose control to an irresponsible child. Don't block their maturing or give them complete freedom before they are responsible enough to handle it.

The key is to maintain the right balance of freedom and control. Your aim is to give them freedom and for them to become self-reliant and self-disciplined based on their reliance and devotion to the Lord.

So, give your child freedom within bounds when you can. It is with freedom that opportunities for training arise. All freedom is within bounds. Even God's freedom is bounded by His character of love, holiness, righteousness, justice, etc. etc. And that is a key point; our job is to help them learn to be free within the bounds of a love for God and man as guided by the Scriptures.

Be diligent to observe and respond to those learning opportunities as you sit in your house or walk along the way or as you rise up or lie down, .



Instruction: Parenting Style

What can we teach preschoolers?

- **Parental Pointers**

- Clear Instructions
- Regular Routines
- Rest Times
- Don't Dump the Truck
- The Bible is not a Club
- Follow Through, Follow Through, Follow Through (I.e. Be Consistent!)

Parental Responsibility

Make sure your instructions are clear. Be careful not to exasperate your child by asking too much. Consider their age and ability.

A regular routine will help your preschooler learn to schedule their time and it adds a certain level of security. If you are in a regular routine, you may actually be able to ask them what it is time to do and find them more ready to do it.

It may be good to have rest times or quiet times for younger children when they lay down for a while. They don't have to sleep but just be quiet for a while. Maybe mom can read to them or just read herself while the child rests. Maybe have your quiet time with the Lord for a few minutes. Tell your child it is time for you to talk to God and listen to Him for a while and suggest they do the same. Rest times can help preschoolers behave well when dad comes home. And mom too.

Give them responsibilities around the home. Help them learn how to handle responsibility and talk about what they are learning. Make sure they have responsibilities around the house. They learn how and what it means to own a responsibility. They are responsible for the results. If help is needed, ask.

Don't Dump the Truck - Never forget that neither you nor your children can do everything at once. We are all a work in progress. Be patient and think about what you want to accomplish but be sensitive to those opportunities to encourage proper response to the Lord and others. But don't exasperate your children by putting an unrealistic burden on them. Remember, they are preschoolers and God does not give us more than we can handle and neither should you.

Bible is not a club to get what you want. It is to teach us to know and love the Lord and the people he died for. 2 Tim 3:16&17



Instruction: Parenting Style

Teaching Tips

- Don't Wind Them Up
- Dad Time
- Little Talks
- Listen
- Asking Questions
- Reading Stories
- Giving Instructions

Parental Responsibility

You may find it hard to get them to rest if you have given them sugar or caffeine. I don't recommend either, especially before dad gets home. Wound up kid's when dad is ready to wind down is not a good mix.

Dads take a little time with your preschooler when you get home. You may have them help you set the table for mommy.

Take a little time to just talk to them about the day. Learn their language. Get down on their level to talk. If you want heart to heart communication don't tower above them.

Make a point to take time with them and to listen to your child. They will find it easier to listen to you.

Learn to ask questions to find out what your child is thinking and to help them straighten out their thinking in a positive and encouraging fashion. Ask questions that help them think about what is right and good. I.e. What does Jesus or God want us to do?

You may want to read them a short story. They love to hear some stories over and over again.

When you give instructions, follow through to see that the child obeys. Don't teach the child that your words mean nothing. It is better not to ask **than** to ask and not follow through. Don't ask too much and overwhelm them. Remember they are preschoolers. You may find it helpful to have them go with you to help you as an example of serving with a proper attitude.

The Spiritual Training of Preschoolers

- Parental Responsibilities - LIPP Service
 - Life
 - Instruction - Training Paradigms
 - Protection
 - Prayer
- Conclusion, Q & A

Parental Responsibility

Now we move from the parental responsibility of instruction to the next parental responsibility: protection

Protection: Beware of Wolves

Matthew 7:13-14 - Straight and Narrow

¹³“Enter by the narrow gate; for wide *is* the gate and broad *is* the way that leads to destruction, and there are many who go in by it. ¹⁴ Because narrow *is* the gate and difficult *is* the way which leads to life, and there are few who find it.”

¹⁵ “Beware of false prophets, who come to you in sheep’s clothing, but inwardly they are ravenous wolves. ¹⁶ You will know them by their fruits.

Parental Responsibility

The next area on your handout is Protection.

Let’s look at Mt 7:13 & 14

Circle of choices in life, our goal is to teach our children to make the right choices and to know when they are being led astray.

It is important for everyone to learn to constantly adjust to stay on course and to recognize those that would lead us astray.

USS Huron



Protection: Beware of Wolves

Psalm 1:1 - Watch your walk

Blessed *is* the man

- Who walks not in the counsel of the ungodly,
- Nor stands in the path of sinners,
- Nor sits in the seat of the scornful;

But his delight *is* in

- the law of the LORD, And
- in His law he meditates day and night.

Parental Responsibility

We all are constantly exposed to the world's values and beliefs; we cannot go to the grocery store, watch TV or commercials, everywhere we go we are constantly being exposed to the world's values and propaganda.

The question is how we deal with it? Will we choose the straight and narrow? Our kids will know what we choose. It will come out in our behavior to them and the world.

Are we so exposed to the world and it's thinking that we will even recognize when we have strayed from the truth?

Example:

Our 11 years without TV in our home and the shock when we did get TV at how much the world had slipped toward worldliness.



Protection: Beware of Wolves

Matthew 7:13-14 - Straight and Narrow

¹³“Enter by the narrow gate; for wide *is* the gate and broad *is* the way that leads to destruction, and there are many who go in by it. ¹⁴ Because narrow *is* the gate and difficult *is* the way which leads to life, and there are few who find it.”

¹⁵ “Beware of false prophets, who come to you in sheep’s clothing, but inwardly they are ravenous wolves. ¹⁶ You will know them by their fruits.

Parental Responsibility

At the End –

Comment - Let’s look at some examples to see if we can recognize the difference.



Look at the list at the top of page 3 of your notes.



So, let's look at the handout on page 4 of the 4 Basic Views and the differences? Let's talk about foundational beliefs to establish a baseline.

We want our preschooler to have the proper perspective of our Lord and we want them to know what the Lord expects.

But they are not qualified to protect themselves in this area so it is up to you to watch out for them.

Remember,

Our spiritual perspective determines what directs our lives, who we follow, how we respond to others and many other areas. But most importantly, how we respond to God.

If we are going to protect our children from the world's values, we must be acutely aware of the differences and how they play out. Scripture:

- Inspired by God
- True from beginning to end
- Tells us about God & Jesus Christ
- Profitable for spiritual training
- Tells us how to live
- It is the primary way God speaks to us today

God:

- Father, Son & Holy Spirit
- Creator
- Master of the Universe
- Character - Holy, Loving, Merciful, Gracious, Hates Sin
- Knows everything we do and think
- Savior – Jesus Died for our Sins
- Judge

Fleshly Man:

- Created by God
- Separated from God by Sin
- Condemned because of Sin
- Sinners by nature
- We have an eternal spirit or soul

Eternity:

- There is an eternity
- There is a Heaven
- There is a Hell
- God determined what happens in our eternity



Look at the list at the top of page 3 of your notes.

What Can a Preschool Child Learn?

FROM *THE WORLD IS ME* BY E. C. MURPHY. DAVID C. COOK PUBLISHING 1979, 1982

About God?

God made all things.
God made me.
God loves me.
God cares for me.
God uses people to care for me.
God is with me all the time.
God hears me when I pray.
God knows what is best for me.
God is in Heaven.
I can sing and talk to God.
God forgives me when I am sorry.

About Jesus?

Jesus is God's Son.
God sent His Son to earth.
Jesus was once a child, growing a
other children do.
Jesus is now in Heaven with God.

About the Bible?

The Bible is a special Book.
The Bible is God's Book.
The Bible tells about God and Jesus.
The Bible is a Book of true stories.
The Bible tells me how to do right.

About Pleasing God?

God wants me to be kind.
God wants me to share.
God wants me to love everyone.
God wants me to obey my parents.
God wants me to be a helper.

And more...

About the Church?

About his Home

About Reaching Others with the Gospel?

Now that we have explored the differences between lets look at some possible examples.

List:

Take a look at the list on page 3 of your notes and tell me whether this is what you want your children to know and believe in each of these areas. Especially think about the gospel and whether there is anything important left out about the gospel.

Let's look at an example. **The top of Page 3 in your hand out.**

Protection: Beware of Wolves

- Spiritual Presuppositions
- List – What Can a Preschool Child Learn
- Counterfeit Detection

Parental Responsibility



Protection

Matthew 7:13-14 – Beware of Wolves

¹³“Enter by the narrow gate; for wide *is* the gate and broad *is* the way that leads to destruction, and there are many who go in by it. ¹⁴ Because narrow *is* the gate and difficult *is* the way which leads to life, and there are few who find it.”

¹⁵ “Beware of false prophets, who come to you in sheep’s clothing, but inwardly they are ravenous wolves. ¹⁶ You will know them by their fruits.

Parental Responsibility

Notice that it does not say be aware, a passive word, but beware, an active word.

Protection

Genesis 3:4-7 – Beware

⁴ Then the serpent said to the woman, “You will not surely die. ⁵ For God knows that in the day you eat of it your eyes will be opened, and you will be like God, knowing good and evil.”

⁶ So when the woman saw that the tree *was* good for food, that it *was* pleasant to the eyes, and a tree desirable to make *one* wise, she took of its fruit and ate. She also gave to her husband with her, and he ate. ⁷ Then the eyes of both of them were opened, and they knew that they *were* naked; and they sewed fig leaves together and made themselves coverings.

Parental Responsibility

In the Fall of Man in Gen 3, what was the enticement and what did it actually do?

³ Now the serpent was more cunning than any beast of the field which the LORD God had made. And he said to the woman, “Has God indeed said, ‘You shall not eat of every tree of the garden?’”

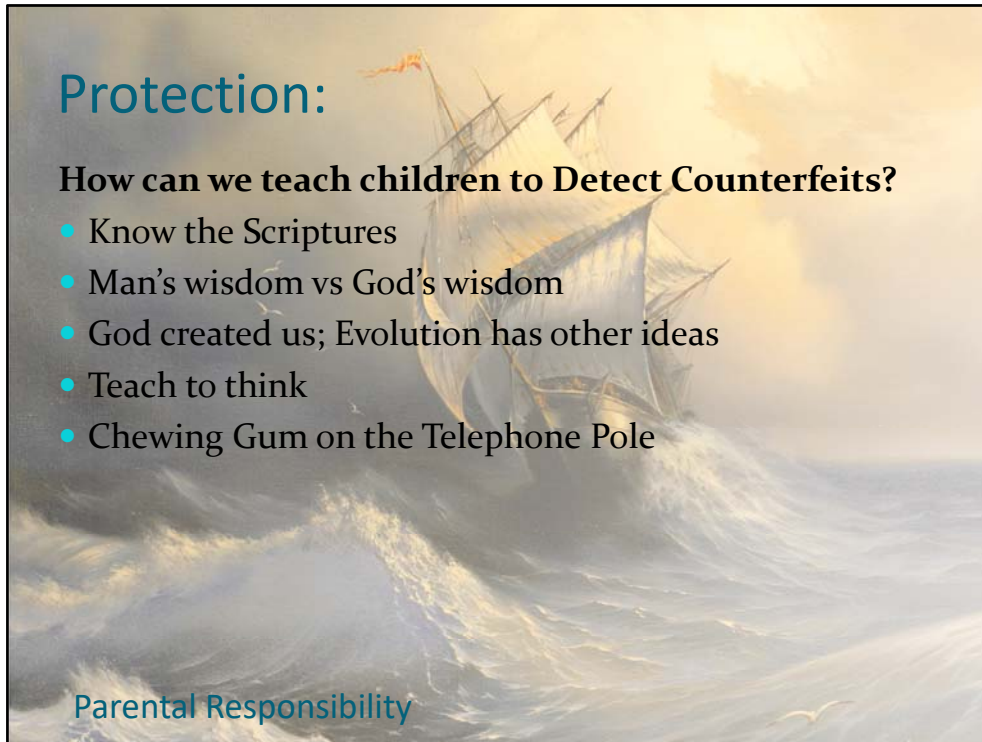
² And the woman said to the serpent, “We may eat the fruit of the trees of the garden; ³ but of the fruit of the tree which *is* in the midst of the garden, God has said, ‘You shall not eat it, nor shall you touch it, lest you die.’”

What did Satan do?

1. He initiated a bating conversation
2. He disputed what God said
3. He gave a sales pitch for disobedience

What did Eve do?

1. She demonstrated that she knew God’s command and warning
2. She listened to one who disputed God’s command and instruction
3. She wanted to be wise like God
4. She ignored God’s command and warning
5. She listened to a stranger that disputed God’s instructions
6. She trusted a stranger above God
7. She took it upon herself that she could be wise like God
8. She trusted her limited knowledge above God’s
9. She impulsively acted instead of consulting God or Adam



Read the slide only

Your preschoolers cannot protect themselves in this area, it is dependent on you and here are some of the things that are important for you.

Counterfeit Detection & Ps 1: 2&3

Know their Bible

40 to 50 new religions are started every year. Any one of them could cause them to lose their way. Be grounded in the Scriptures. That is the main reason we have written Lamp & Quill Curriculum. We want them to really know the Scriptures. We want God's Word to be in both their thinking and in their hearts starting even at the Toddler age.

Creation vs Evolution and its impact

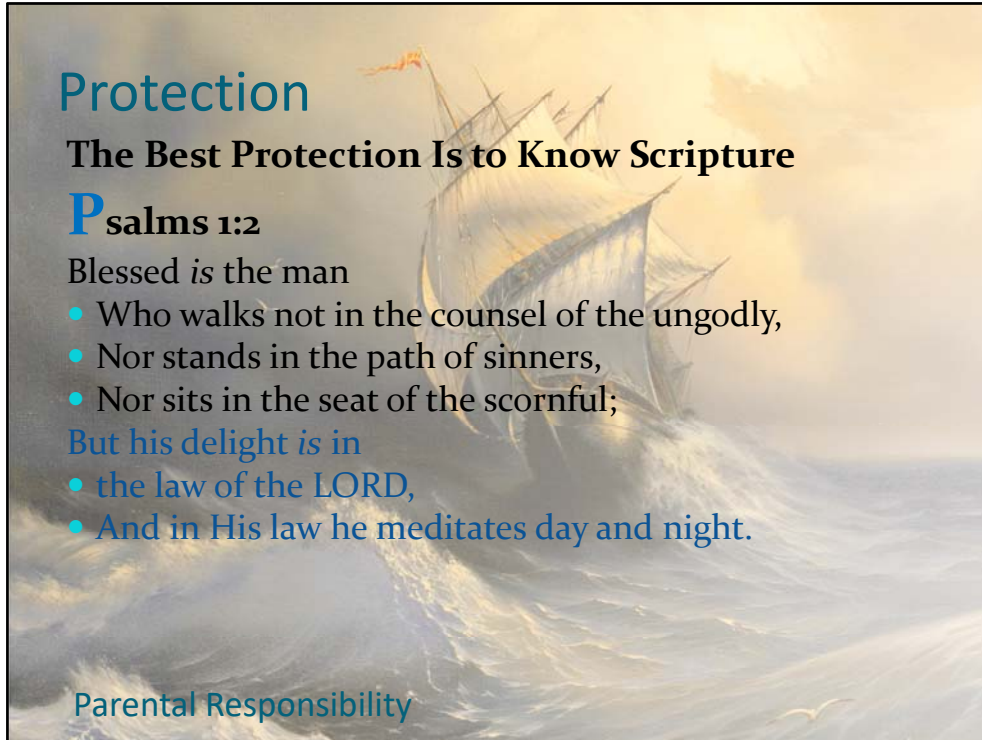
In Six Days edited by John F Ashton PhD

Documentary - Expelled, No Intelligence Allowed

ICRs - Morris or Answers In Genesis - Ken Ham's

Teach them to think. Types of Arguments, Fallacies of Evasion, Procedural Fallacies (Google "Types of Arguments")

Chewing Gum on the Telephone Pole.



The alternative to walking in the counsel of the ungodly is to walk in the counsel of the Lord each day.

³ He shall be like a tree
Planted by the rivers of water,
That brings forth its fruit in its season,
Whose leaf also shall not wither;
And whatever he does shall prosper.

And we definitely want our children to prosper spiritually!

⁴ The ungodly *are* not so,
But *are* like the chaff which the wind drives away.

⁵ Therefore the ungodly shall not stand in the judgment,
Nor sinners in the congregation of the righteous.

⁶ For the LORD knows the way of the righteous,
But the way of the ungodly shall perish.

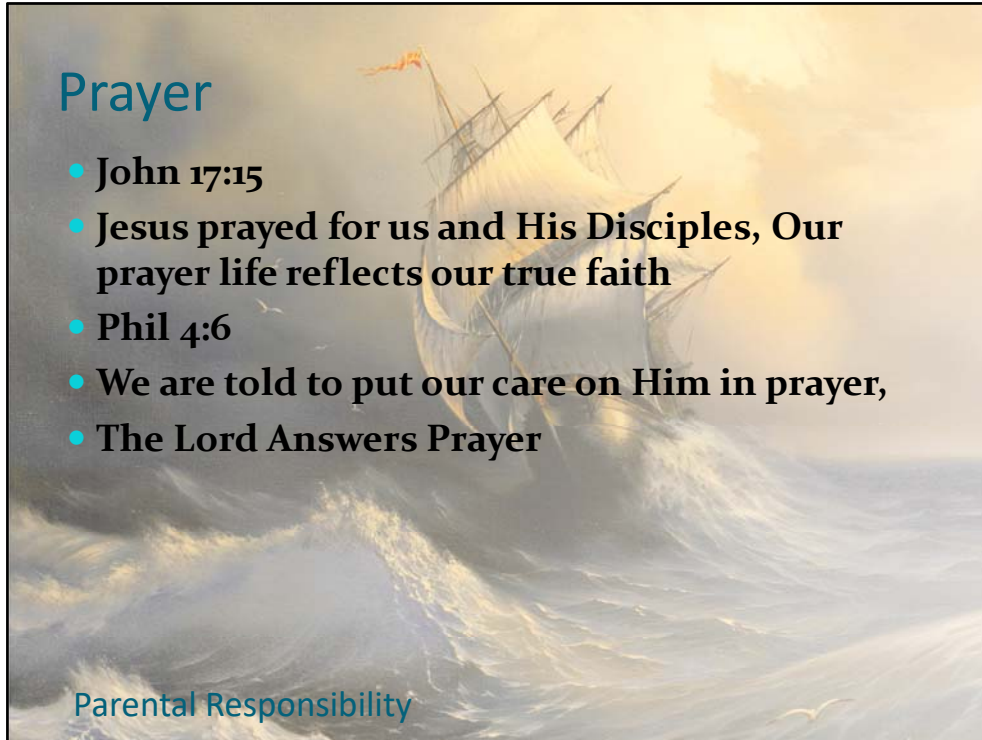


The Spiritual Training of Preschoolers

- **Parental Responsibilities - LIPP Service**
 - **Life**
 - **Instruction - Training Paradigms**
 - **Protection**
 - **Prayer**
- **Conclusion, Q & A**

Parental Responsibility

Now we move from the parental responsibility of protection to the next parental responsibility: prayer



Jesus gave us an example when He prayed for us and His disciples.

Our prayer life reflects our true faith. If we truly believe that the Lord hears and is able and willing to answer prayer as His Word says, then we would spend much more time in prayer.

Psalms 127

1. Unless the LORD builds the house,
They labor in vain who build it;
Unless the LORD guards the city,
The watchman stays awake in vain.
2. *It is vain for you to rise up early,
To sit up late,
To eat the bread of sorrows;
For so He gives His beloved sleep.*

The Lord wants us to bring Him our cares. Why? Because He cares for us and can do something about it.

The Lord answers prayer.

Prayer

Philippians 4:6 & 7

⁶ Be anxious for nothing, but in everything by prayer and supplication, with thanksgiving, let your requests be made known to God; ⁷ and the peace of God, which surpasses all understanding, will guard your hearts and minds through Christ Jesus.

Parental Responsibility

Cartoons

www.Lampquill.com

Under workshop.



The Spiritual Training of Preschoolers

Final Words

Philippians 3:13 & 14

¹³ Brethren, I do not count myself to have apprehended; but one thing *I do*, forgetting those things which are behind and reaching forward to those things which are ahead, ¹⁴ I press toward the goal for the prize of the upward call of God in Christ Jesus.

I have told you a lot of things, and I did not do them all. Even today if I had a chance to start over, I would still not do them all, however, our children are walking with the Lord today in spite of my mistakes.

We rely on the Lord more than we offend realize, but don't take Him for granted, you have your responsibility to lead and train your children so take one or two areas I have mentioned and take them into your home.



Website for notes

There is huge difference between Bible Curriculums in terms of what they are trying to accomplish. Most are trying to fill their heads with knowledge about our faith. That is not the purpose of the scriptures. It's purpose is to commune with the Lord. To learn to love and walk in a manner well pleasing to the Lord. To teach us to love the idea of spending an eternity with the Lord. To help us make Him as real as our hands and feet.

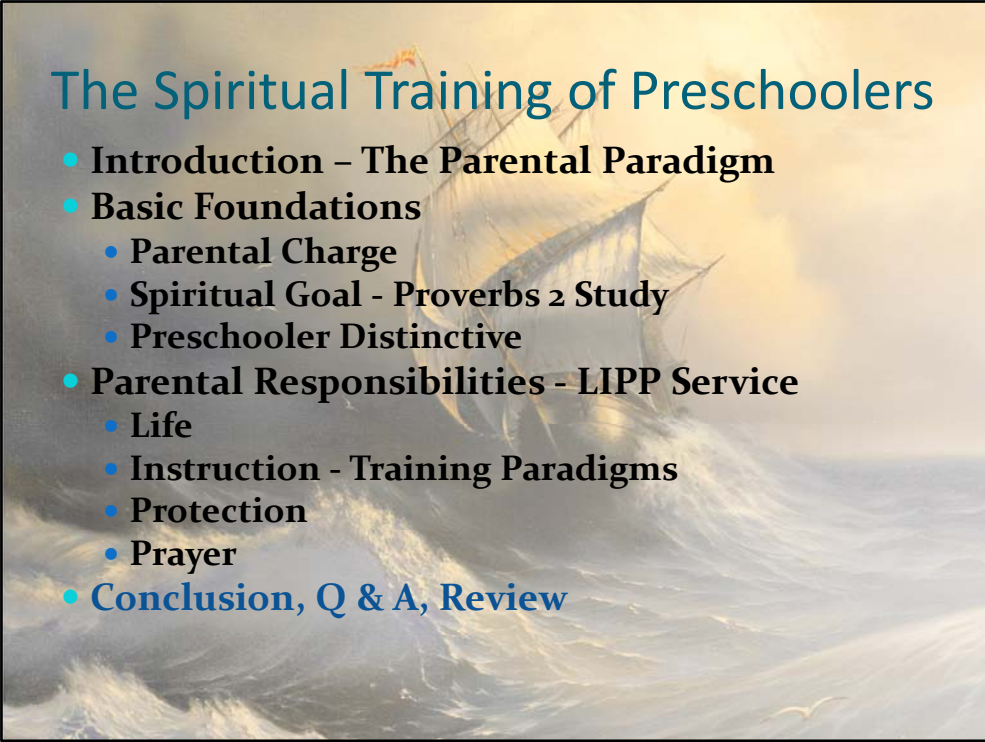
That is the objective of the Lamp & Quill Bible Curriculum and we have the testimony of many who have used it to tell us that it accomplishes these purposes. It is truly unique in that way.

Come see us at booth:

Cartoons

Pray for them

Lord bless their efforts to turn their hearts to you and your word.



We are going to talk about...

- Proverbs 2 Study
- Parental Paradigm – God’s model or pattern for the parent
- Preschooler Distinctives
- Parental Responsibilities – LIPP Service
 - Life - Preschooler Distinctives
 - Instruction - Training Paradigms
 - Protection & Prayer

I will cover the Instruction area very quickly to give you a flavor for what is there. Don’t worry about getting all the notes because I will tell you how to get all the Power Point slides and my notes before I close.

It may seem strange to you, but my focus on Preschoolers actually grew out of my experience in military and college ministries. Two things happened there that directed this focus.

- Ministry Background
1. College Freshmen
 2. Marriage to Carolyn – oldest of 8 children and put herself through college baby sitting. Taught grade school.

Then we had **Our Preschoolers**

In the first three areas, we will establish a Biblical Framework for Training Preschoolers